



A. A. T. T. C.

Australian Association of Time Table Collectors



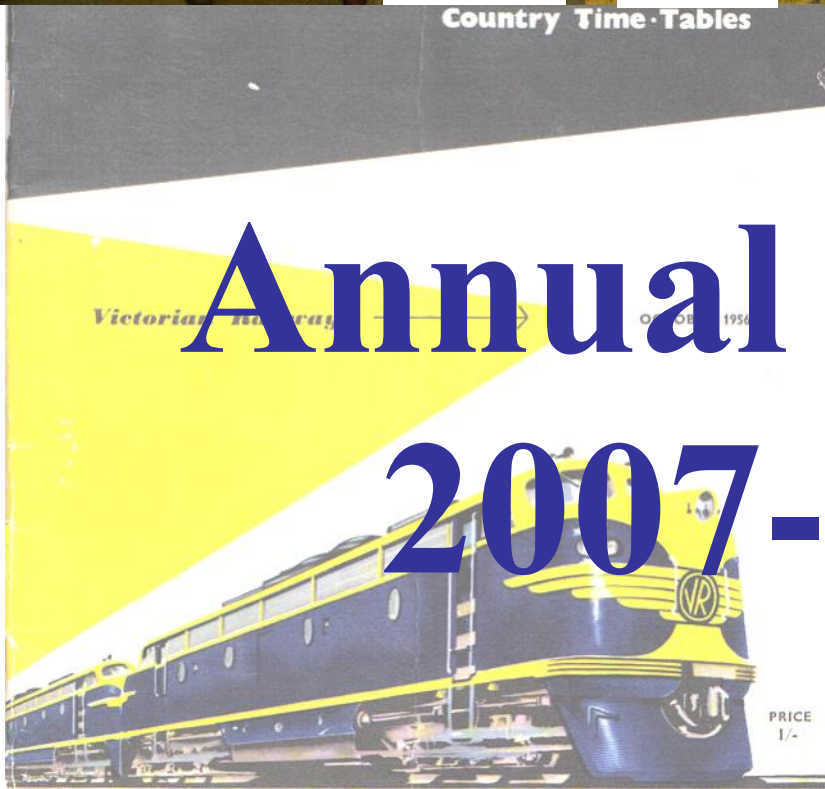
2006



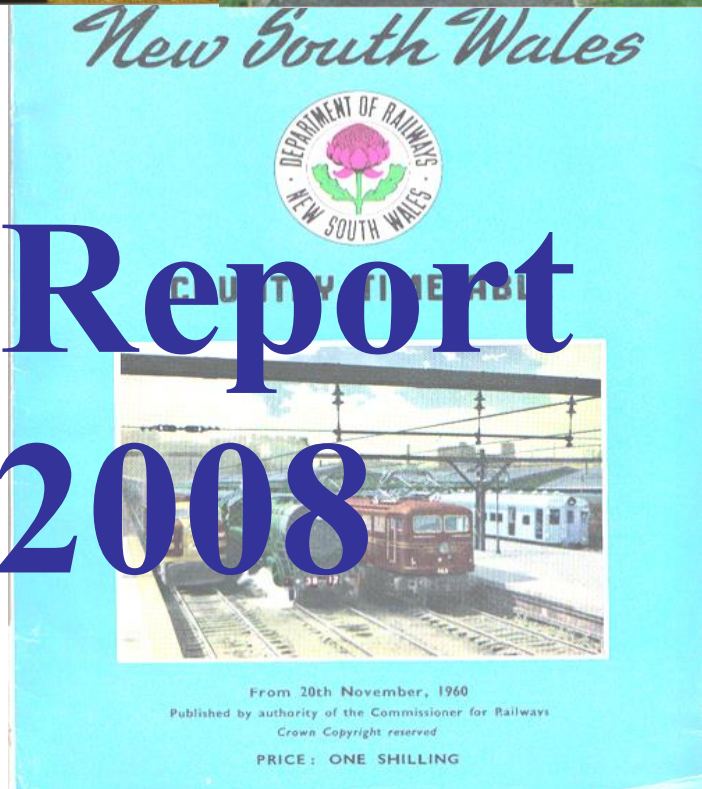
2000



2001



Annual Report 2007-2008



2002



2003



2005



2007



AATTC

Australian Association of
Time Table Collectors Inc.

Inc. No. A0043673H

Annual Report 2007-2008

This Annual Report contains all of the reports and papers presented to the AATTC Annual General Meeting in Canberra on 25th October 2008.

—Contents—

Agenda	3
President's Report	4
Financial Report	5
Editor of <i>Table Talk</i> Report	8
Editor of <i>The Times</i> Report	9
Production Manager's Report	10
Distribution Officer's Report	11
Membership Officer's Report	15
Auctioneer's Report	16
Adelaide Branch Report	18
Brisbane Branch Report	18
Canberra Branch Report	18
Melbourne Branch Report	18
Sydney Branch Report	18
Minutes of the 2006-2007 AGM	19
Proceedings of the 2007-2008 AGM	21
Membership and Attendee List	22

President	Geoff Lambert	179 Sydney Rd FAIRLIGHT NSW 2094	G.Lambert@unsw.edu.au	(02) 9949 3521
Vice President	Geoff Mann	19 Rix Street, GLEN IRIS, VIC 3146	geoffwm@bigpond.com.au	(03) 9822 5413
Secretary	Victor Isaacs	43 Lowanna Street BRADDON ACT 2612	abvi@webone.com.au	(02)62571742
Treasurer	Dennis McLean	7 Masjakin Court, Murrumba Downs, 4503		(07) 3886 4204
Public Officer	Stephen Ward	12/1219 Centre Road, SOUTH OAKLEIGH VIC 3167	swar3841@bigpond.net.au	(03) 95400320
Committee Member	Michael Smith	9/26-30 Linda Street, HORNSBY NSW 2077	volvobus@tpg.com.au	0407 218 962
Committee Member	Hilaire Fraser	5 Manor Hill Road MIRANDA NSW 2228	hnfras5@bigpond.net.au	(02) 9524 5685
Committee Member	Geoffrey Clifton	GPO Box 1963, SYDNEY NSW 2001	geoffreyc@its.usyd.edu.au	405 387 478
Committee Member	Len Regan	PO Box 576 KOTARA NSW 2289		(02) 4957 9229
Committee Member	Roger Wheaton	2C Bakewell Street, TUSMORE SA 5065	thornewheaton@telstra.com	(08) 8331 9043
Auctioneer	Stephen Ward	(see above)		
Distribution Officer	Len Regan	PO Box 576 KOTARA NSW 2289		(02) 4957 9229
Editors, Table Talk	Victor Isaacs	43 Lowanna Street BRADDON ACT 2612	abvi@webone.com.au	(02)62571742
	Geoff Mann	19 Rix Street, GLEN IRIS, VIC 3146	geoffwm@bigpond.com.au	(03) 9822 5413
Editor, The Times	Geoff Lambert	179 Sydney Rd FAIRLIGHT NSW 2094	G.Lambert@unsw.edu.au	(02) 9949 3521
Membership Officer	Dennis McLean	7 Masjakin Court, Murrumba Downs, 4503		(07) 3886 4204
Production Manager	Geoff Lambert	179 Sydney Rd FAIRLIGHT NSW 2094	G.Lambert@unsw.edu.au	(02) 9949 3521
Publicity Officer	Vacant			
Webmaster	Lourie Smit	lsmit@ozemail.com.au		(02) 9527 6636
Adelaide Convenor	Roger Wheaton	2C Bakewell Street, TUSMORE SA 5065	thornewheaton@telstra.com	(08) 8331 9043
Brisbane Convenor	Brian Webber	8 Coachwood St KEPERA Qld 4054		(07) 3354 2140
Canberra Convenor	Victor Isaacs	43 Lowanna Street BRADDON ACT 2612	abvi@webone.com.au	(02)62571742
Melbourne Convenor	Stephen Ward	12/1219 Centre Rd SOUTH OAKLEIGH VIC 3167		(03) 9540 0320
Sydney Convenors	Ian Abbottsmith	74 West Street BALGOWLAH NSW 2093		(02) 9948 3324
	Geoffrey Clifton	GPO Box 1963, SYDNEY NSW 2001	geoffreyc@its.usyd.edu.au	405 387 478



Agenda

AATTC AGM 24th October 2008

1. **Welcome, Attendance and Apologies**
2. **Minutes of the 24th Annual General Meeting (held in Sydney on 22-Sep-2007)**
 - 2.1 Business Arising from Minutes
3. **Correspondence**
 - 3.1 Matters Arising from Correspondence
4. **Reports**

<ol style="list-style-type: none"> 4.1 President's Report 4.2 Treasurer's Report 4.3 Editor of Table Talk Report 4.4 Editor of The Times Report 4.5 Production Manager's Report 	<ol style="list-style-type: none"> 4.6 Distribution Officer's Report 4.7 Membership Officer's Report 4.8 Auction Report 4.9 Promotions Officer Report 4.10 Any other Reports
--	---
5. **Divisional Reports**

<ol style="list-style-type: none"> 5.1 Adelaide 5.2 Brisbane 5.3 Canberra 	<ol style="list-style-type: none"> 5.4 Melbourne 5.5 Sydney
--	---
6. **Election of Committee of Management**
 - 6.1 President
 - 6.2 Vice-President
 - 6.3 Secretary
 - 6.4 Treasurer
 - 6.5 Five Ordinary Committee Members
7. **General Business**
 - 7.1 Location of the Twenty Sixth (2009) Annual General Meeting
 - 7.2 Any other General Business that may be admitted by the Chairman
8. **Meeting Close.**

TRANSLink ticket types

visit the website at www.translink.com.au

call TransLink on 13 12 30

Ticket type	where to buy tickets	operating station
1 Day Trip	any TransLink station	any TransLink station
7 Day Trip	any TransLink station	any TransLink station
14 Day Trip	any TransLink station	any TransLink station
30 Day Trip	any TransLink station	any TransLink station
31 Day Trip	any TransLink station	any TransLink station
32 Day Trip	any TransLink station	any TransLink station
33 Day Trip	any TransLink station	any TransLink station
34 Day Trip	any TransLink station	any TransLink station
35 Day Trip	any TransLink station	any TransLink station
36 Day Trip	any TransLink station	any TransLink station
37 Day Trip	any TransLink station	any TransLink station
38 Day Trip	any TransLink station	any TransLink station
39 Day Trip	any TransLink station	any TransLink station
40 Day Trip	any TransLink station	any TransLink station
41 Day Trip	any TransLink station	any TransLink station
42 Day Trip	any TransLink station	any TransLink station
43 Day Trip	any TransLink station	any TransLink station
44 Day Trip	any TransLink station	any TransLink station
45 Day Trip	any TransLink station	any TransLink station
46 Day Trip	any TransLink station	any TransLink station
47 Day Trip	any TransLink station	any TransLink station
48 Day Trip	any TransLink station	any TransLink station
49 Day Trip	any TransLink station	any TransLink station
50 Day Trip	any TransLink station	any TransLink station
51 Day Trip	any TransLink station	any TransLink station
52 Day Trip	any TransLink station	any TransLink station
53 Day Trip	any TransLink station	any TransLink station
54 Day Trip	any TransLink station	any TransLink station
55 Day Trip	any TransLink station	any TransLink station
56 Day Trip	any TransLink station	any TransLink station
57 Day Trip	any TransLink station	any TransLink station
58 Day Trip	any TransLink station	any TransLink station
59 Day Trip	any TransLink station	any TransLink station
60 Day Trip	any TransLink station	any TransLink station

AQUA Splash Deal 10% OFF

Queensland Government Queensland Transport

TRANSLink

route 748

Neerang, Gilston, Tallai, Mudgeraba, Robins, Varsity Lakes

key

- route 748
- zone boundary
- stop
- operating station
- connecting station
- got course
- BRT/Bus

Tip: Please handle correct fares and be ready to pay on boarding in order to avoid unnecessary delays.



President's Report 2007-2008

GEOFF LAMBERT

Originally founded essentially as a club for railway timetable collectors, it has expanded to include all other modes of transport in its ambit and its membership has a high proportion of transport professionals, whose principal interest in timetables is as tools for transport management, rather than just as collectibles. But the "timetables as collectibles" focus still thrives within AATTC, as evidenced by the interest in our auctions and in the grab-boxes at branch meetings.

The 2007-08 AATTC year was quieter from the point of view of public profile, but the President's past came back to haunt him, when the SMH acted on the suggestion of a previous SMH transport writer and ran a story on him and the AATTC in June. This was followed up by local ABC radio in Canberra. Both stories attracted enquiries from the public (including at least two enquiries from overseas), a letter from a retired NSW Transport Minister and some new members.

The operations of the Association have worked well in the last year, with Committee meetings and other functions being carried out professionally. The Committee have been a pleasure to work with and have taken on all the numerous tasks which get doled out at Committee meetings with zeal and in a timely manner.

To each of the branch convenors, I owe a debt of gratitude for organising meetings and events and engendering a degree of membership participation that is the envy of other voluntary organisations.

I congratulate particularly the extra-Committee position holders for the work they have done. Special mentions are due to:

Lourie Smit: Webmaster- for maintaining and updating the AATTC web-site on almost a daily basis. After troubles with our long-term service provider, the site was moved to a new provider during the year and is reported to score more "hits" than any other rail-fan site. This transfer was very ably overseen by Lourie. It transpired that the Sydney Morning Herald, in researching its story on the AATTC, used the new site for basic information and quoted material from it in the story.

Victor Isaacs and Geoff Mann- Table Talk Editors- for maintaining the high standard and timeliness of our flagship magazine.

Dennis McLean-Membership Officer- for maintaining our membership database, recruiting new members and attending to the needs of all our members through personal contact.

Len Regan- Distribution Officer- Len Regan has elevated the conduct of our Distribution Service to their highest levels ever and it must surely be one of the principal means of attracting and holding our members. Len has introduced streamlined systems and a huge increase in the amount of stock available and distributed. Len's reports to the Committee serve as a *de facto* monthly survey of the interests of our members and supporters. Len also coordinates the grab-box distribution at several AATTC branch meetings in association with his DL task. I would like to thank in particular **Hilaire Fraser** for his effort in setting up the machinery to ensure that AATTC can obtain a wide range of timetable material direct from the operators.

Stephen Ward- Auctioneer- Auctions are the icing on the AATTC cake and another reason why many people become members. They are essential to AATTC's financial well-being and offer a facility to members to trade timetables among themselves.

Last, but not least, I would like to thank all the members who participated in meetings, responded to our pesky enquiries and forwarded timetable news to the magazines to keep them brimming with relevant information.





Treasurer's Report, 2007-2008

DENNIS McLEAN

It is with pleasure that I present the AATTC Financial Report for 2007/2008. The accounts have again been prepared on an accrual basis, but a reconciliation with the cash result is also provided.

Summary

The year ending 30 June 2008 saw the AATTC remain financially viable. We recorded an accrual loss of \$1808.47, compared to accrual surplus of 4239.15 in 06/07. Cash at bank at 30 June 2008 was \$14822.74, slightly down on last year.

As we only held one Auction in the 2007/2008 year, it can be seen from the Financial Statements that the profit margin this year was 26.5%. The profit from Auction to Auction can vary depending on the ownership of the items on offer, i.e. if the majority of items on offer are provided by vendors (we take 20% commission) against items donated to the Association for sale in the Auctions. The Distribution Service broke even this year compared to a small surplus last year.

The Committee did not consider it necessary to increase Membership Fees at this stage.

The Committee also decided to continue with the investment in the amount of \$10000.00 in a term deposit, to generate additional income.

The PayPal system is now being used for payment for items purchased from the distribution service, payment for membership fees and payment for items won in the auctions. Membership fees can also be paid by Internet Banking.

Income

Our membership income for 07-08 was similar to the 06-07 year. Income from retail sales were down due to payments for the last few months not being received till late in August 08. Auction income decreased substantially as described above and Distribution income was up by approximately by \$500 over last year.

Expenditure

Our major costs for the year are the production and mailing of the Association's magazines, newsletters etc. This came to \$10530 this year, just over \$2000 more than the 06-07 year. Distribution service expenses were slightly up on last year at \$5247. Auction expenses were \$3146, down on last year due to only one auction being held.

Many thanks to our accountant Richard Price for his help and his time spent in compiling the Annual Financial Statements for the 07-08 year.

Dennis McLean
Treasurer.
17 September 2008

Financial Statement for 2007-2008

AUSTRALIAN ASSOCIATION OF TIMETABLE COLLECTORS 2007/ 2008 FINANCIAL STATEMENTS

INCOME AND EXPENDITURE STATEMENT

Income

	2007/08	2006/07
Subscriptions	7,147.00	7,154.30
Retail Sales	172.05	222.00
Distribution Service (3)	5,249.86	4,727.25
Auctions (4)	4,279.75	11,002.75
Bank Interest	643.53	548.54
	<u>17,492.19</u>	<u>23,654.84</u>
Loss	<u>1,808.47</u>	<u>23,654.84</u>
	<u>19,300.66</u>	<u>23,654.84</u>

Expenditure

	2007/08	2006/07
The Times Production (1)	4,282.77	3,331.38
Table Talk Production (1)	3,151.65	2,444.24
Members' Newsletter (1)	208.39	227.12
Mailing Costs (2)	2,887.04	2,471.25
Distribution Service (3)	5,247.39	4,586.12
Auctions (4)	3,146.83	6,139.48
Paypal Fees - subscriptions	1.50	4.50
AGM	338.49	142.00
Administration	36.60	69.60
	<u>19,300.66</u>	<u>19,415.69</u>
Surplus		<u>4,239.15</u>
	<u>19,300.66</u>	<u>23,654.84</u>

Cash Flow Reconciliation

	2007/08	2006/07
Accrual Surplus/ (Loss) as above	(1,808.47)	4,239.15
Add Income for last year received this year	1,769.10	-
Add Income received last year		266.26
Add subscriptions received for next financial year	400.00	350.00
	<u>360.63</u>	<u>4,855.41</u>
Less Income received next year	-	(1,769.10)
Less Expenses for next year paid this year	(457.98)	-
Less subs received in last year	(350.00)	(4,835.00)
Less dist exp paid last year		(350.63)
Cash Surplus/ (Loss) for Year	<u>(447.35)</u>	<u>(2,099.32)</u>

Cash Result

	2007/08	2006/07
Cash Receipts	19,268.82	17,619.78
Cash Payments	(19,716.17)	(19,719.10)
Cash Surplus/ (Loss) for Year	<u>(447.35)</u>	<u>(2,099.32)</u>

BALANCE SHEET

Assets

	30.6.08	30.6.07
Cash at Bank	4,822.74	5,270.09
Interest Bearing Deposit	10,000.00	10,000.00
Sundry Debtors	-	1,769.10
Cash Float - Production	200.00	200.00
Prepaid Expenses - Auction #29	457.98	
	<u>15,480.72</u>	<u>17,239.19</u>

Liabilities

	30.6.08	30.6.07
Members' Funds		
Opening balance	16,889.19	12,650.04
Surplus / (Loss) for year	(1,808.47)	4,239.15
Closing balance	<u>15,080.72</u>	<u>16,889.19</u>
Subscriptions rec'd in advance	400.00	350.00
Sundry Creditors	-	-
	<u>15,480.72</u>	<u>17,239.19</u>

NOTES TO THE AATTC INC. FINANCIAL STATEMENT FOR 2007/2008

The cost of printing Table Talk, The Times and the Members Newsletter has increased this year by \$1640.00.

Mailing costs have increased this year, by \$44.00

(3) As well as the cash operation of Distribution Service being show in the Financial Statement, it also has a separate statement where the overall operation including stamps is outlined.

Only one Auction was held this year compared to three in the 2006/2007 Year. A separate detailed Financial Statement for the Auctions has also been prepared including stamp usage.

The Association does not own any property and does not have any mortgages, charges or securities.

Signed _____

Signed _____

Geoff Lambert
President

Dennis McLean
Treasurer



TABLE TALK

Editors' Report

This Report covers the period since November 2007. At that time, the former editor was unable to continue and the present team stepped in at short notice. It was agreed then that the optimum way to continue Table Talk and avoid the problems of work overload that had caused problems, was to share the load. Hence, Victor Isaacs assumed responsibility for the Rail and Tram, Air and Ferry sections, Geoff Mann for the Bus news section, and Geoff and Judy Lambert the task of putting it all together, transforming it to a publishable format and into the mail.

The first issues under this system were a little shaky, as they were produced at short notice, and as the "sub-committee" worked out arrangements and got used to working together. November 2007 was only 12 pages. Since then issues up to the end of the financial year have been 16, 20, 16, 12, 16, 16 and 24 pages. The size now is in direct proportion to the amount of news available.

Victor has found, somewhat to his surprise, that there seems to be always plenty of timetable-related railway news available.

The gratitude of all members of the "sub-committee", and of members, are due to those who contribute items of news each month. They provide the backbone of Table Talk and ensure that it is interesting and reflects members' interests. It would be remiss, however, not to especially mention the efforts of Tony Bailey and Hilaire Fraser, whose contributions, in both quantity and quality, are remarkably helpful.

We are always on the lookout for more contributions.

Victor Isaacs	Co-editor
Geoff Mann	Co-editor
Geoff Lambert	Production Manager





The Times Editor's Report 2007-2008

A journal of transport timetable history and analysis

Some statistics for The Times in 2006-2007, and 2007-2008 appear below (the numbers do not always equate because some articles refuse to be pinned down to a single category).

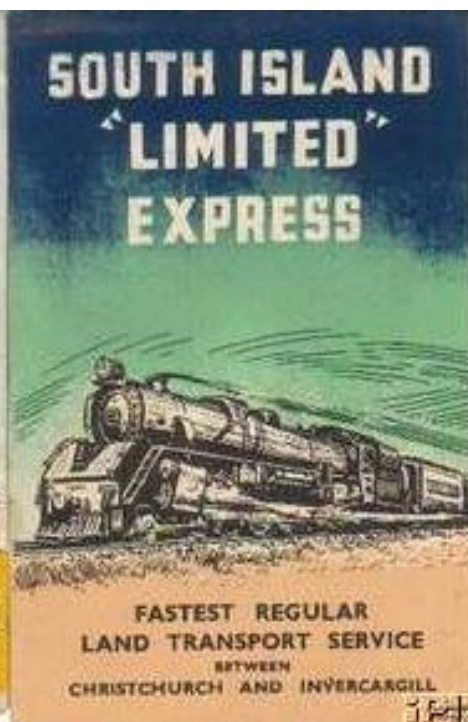
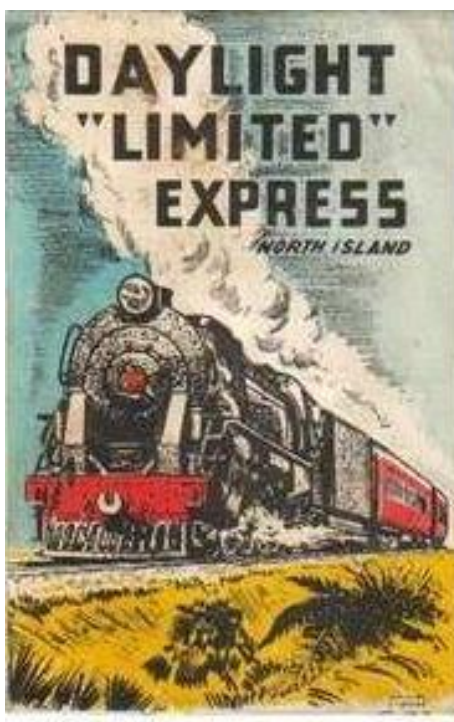


Type		2006-07			2007-08		
		Items	Pages	%age	Items	Pages	%age
Type	Article	45	173	96%	43	186	97%
	Letter	4	4	2%	5	2	1%
	Review	0	0	0.0%	0	0	0.0%
	Note	0	0	0.0%	0	0	0.0%
	Pictorial	3	4	2%	4	4	2%
Total		52	181		52	192	
Mode	Rail	26	91	52%	32	120	62%
	Tram	2	11	6%	2	10	5%
	Bus	15	52	30%	15	56	28%
	Water	2	3	2%	3	2	1%
	Air	2	12	7%	1	7	4%
	Non-Modal	3	6	3%	1	0	0%
Sum		50	175		54	195	
Area	AUS	41	140	77%	36	132	70%
	NZ	0	0	0%	0	0	0%
	UK	2	2	1%	1	4	2%
	USA	2	4	2%	5	18	10%
	EUR	0	0	0%	2	2	1%
	OTH	3	20	11%	5	32	17%
	ALL	6	17	9%	1	1	1%
	Total		54	183		50	189

<u>Authors</u>		<u>Authors</u>	
Name	Articles	Name	Articles
23	55	21	50
Albert, Fred & Leight, He	1	Abbottsmith, Ian	1
Anon	2	Cook, Thomas	1
Barry, Peter	2	Cranney, David	1
Cooper, Ian	1	Desanti, Adrian	1
Coyle, John	1	Foley, Avril	1
Fraser, Hilaire	3	Fraser, Hilaire	1
Haby, Steven	1	Geoff Lambert	1
Henderson, Robert	1	Henderson, Robert	1
Henschler, David & Brew	1	lemma, Morris	1
Isaacs, Victor	4	Isaacs, Albert	2
Lambert, Geoff	16	Isaacs, Victor	8
MacKenzie, Maureen (M	2	Lambert, Geoff	15
Mann, Geoff	6	Morris, Jan	1
Martin, Douglas	1	No author	2
O'Neil, Jim	4	Ogle, Dean	1
Parsons, David	1	O'Neil, Jim	6
Punch	1	Parker, Peter	1
Radzivanas, Vytautas	1	Smit, Lourie	1
Roseman, Barry	1	Stokes, Jim	1
Schraeder, Michael	1	Whiteford, David	2
Sims, Alex	1	Wilkins, John	1
SMH	1		
Smit, Lourie	1		
Whiteford, David	1		

“the Mixture, as before” might be the message in these numbers. The proportion of articles that is rail-related is up again, after having fallen last year. The proportion of pages devoted to Australian issues has decreased slightly again— two years ago it was 84%. Fewer than one-quarter of members have indicated on their application forms that they are interested in Australian timetables only, so our mix would still seem to be satisfactory on this measure.

There were three articles appearing throughout this period that were described by several people (in one case, the same person!) as the “best that have ever appeared in The Times”. If nothing else, this probably indicates a generally increasing standard. I would like to think so, although I do not always see this until re-reading an issue a year or so later. I am particularly grateful to Dean Ogle, of Custer, WA, for his assiduous post-printing “proof-reading”. His input has kept me on my toes.

In conclusion, I would like to thank the authors, letter-writers and the proof-reading team, for all the work they have put into *The Times* throughout the year. They have helped make it something which I feel people look forward to each month.



Production Manager's Report 2007-2008

GEOFF LAMBERT

Production of the AATTC's material—*The Times*, Table Talk, the Auction catalogues, Members Newsletter, survey forms, the Distribution List and miscellaneous printed guff—ran smoothly all year this year, with just a few minor printing blemishes, which only the Production Team seemed to notice.

Production and postage of AATTC's magazines, auction catalogues and other publications is our major cost, totalling over \$12,300 in 2007-2008. This exceeds the income from membership fees by a substantial amount—the AATTC can only run a balanced budget by drawing on other income sources such as auctions. Printing costs rose from \$9,200 to \$10,200 but postage costs went back up from fell from \$1,800 to \$2,200. We save some money by being able to personally deliver 4 mail-outs per year to members attending the Sydney meetings. The postal costs can almost double when a mail-out is heavy. It might be worthwhile for the Committee to consider instructing the “contributors” to coordinate the total size of each mail-out to keep it below the 125g category.

There are a couple of anomalies in the numbers— I can't remember why there was no printing charge for *The Times* in July, nor why we were only charged for only 3 Same State envelopes in August.

It should be noted that most AATTC material is prepared in full colour, but the printers are instructed to make the production in black and white. Further, AATTC printed material is produced by what is essentially a photocopy process, which holds prices down. Full colour, but lower-resolution, versions are available on the AATTC web-site after a prudent period. Some years ago, the Committee approved in principal the printing of one issue per year in full colour but, to date, a suitable edition has not presented itself. The December 2007 edition was, however, produced with a colour cover.

All AATTC production is now done electronically and source material is sent to the Production Manager via e-mail. Material is submitted to the printer on CD-ROM. There is thus no particular reason why the Production Manager cannot be anywhere in Australia, though it is an advantage to have them located in a city which would minimise postage costs— which would probably favour Melbourne. Melbourne, however, did the production for about 20 years, so it would be fair to retain production in Sydney for the moment. It is probably an advantage for the Production Manager and one of the Editors to be the same person.

I would like to thank all those who helped with production, including Victor Isaacs and Judy Lambert, to whom we owe a special debt—for it is she who must face *Mr Grumpy* at Australia Post on the first Monday of every month.

Month	OSC	OSM	OS	SSC	SSM	SS	LOC	ALL OZ	APAC	OTH	HEAVIES	MISC	TOTAL
2007-2008 total	\$ 72.98	\$ 1,101.37		\$ -	\$ 566.75				\$ -	\$ 324.50	\$ 87.95	\$ -	\$ 2,153.55
2007-2008 average	\$ 72.98	\$ 100.12	\$ 97.86		\$ 47.23	\$ 47.23		\$ 145.09		\$ 27.04	\$ 7.33		\$ 179.46
July-2007		\$ 106.64	\$ 106.64		\$ 57.02	\$ 57.02		\$ 163.66		\$ 29.00	\$ 12.95		\$ 205.61
August-2007		\$ 75.25	\$ 75.25		\$ 3.33	\$ 3.33		\$ 78.58		\$ 19.25	\$ 5.35		\$ 103.18
September-2007		\$ 76.54	\$ 76.54		\$ 42.16	\$ 42.16		\$ 118.70		\$ 19.25	\$ 5.35		\$ 143.30
October-2007		\$ 107.10	\$ 107.10		\$ 55.20	\$ 55.20		\$ 162.30		\$ 29.00	\$ 4.90		\$ 196.20
November-2007		\$ 108.36	\$ 108.36		\$ 47.84	\$ 47.84		\$ 156.20		\$ 29.00	\$ 2.45		\$ 187.65
December-2007		\$ 107.10	\$ 107.10		\$ 55.20	\$ 55.20		\$ 162.30		\$ 29.00	\$ 11.85		\$ 203.15
January-2008		\$ 108.36	\$ 108.36		\$ 55.20	\$ 55.20		\$ 163.56		\$ 29.00	\$ 9.25		\$ 201.81
February-2008		\$ 107.10	\$ 107.10		\$ 50.60	\$ 50.60		\$ 157.70		\$ 29.00	\$ 6.80		\$ 193.50
March-2008	\$ 72.98		\$ 72.98		\$ 40.12	\$ 40.12		\$ 113.10		\$ 20.00	\$ 5.35		\$ 138.45
April-2008		\$ 103.32	\$ 103.32		\$ 54.28	\$ 54.28		\$ 157.60		\$ 20.00	\$ 11.40		\$ 189.00
May-2008		\$ 99.54	\$ 99.54		\$ 49.68	\$ 49.68		\$ 149.22		\$ 36.00	\$ 12.30		\$ 197.52
June-2008		\$ 102.06	\$ 102.06		\$ 56.12	\$ 56.12		\$ 158.18		\$ 36.00	\$ -		\$ 194.18

Month	Times			Table Talk			Distribution List			Members news			Auction catalogue			Envelopes		TOTAL
	# copies	# pages	Price	# copies	# pages	Price	# copies	# pages	Price	# copies	# pages	Price	# copies	# pages	Price	# copies	Price	
2007-2008 Total	1635		\$ 3,647.70	1685		\$ 2,767.70	1770		\$ 1,430.57	800		\$ 208.38	250		\$ 282.98	1500	\$ 517.94	\$ 10,159.75
2007-2008 Average			\$ 331.61			\$ 251.61			\$ 130.05			\$ 18.94			\$ 25.73		\$ 172.65	\$ 846.65
Average per copy			\$ 2.23			\$ 1.64			\$ 0.81			\$ 0.26			\$ 1.13		\$ 0.35	
Average per year per member			\$ 26.77			\$ 19.71			\$ 9.70			\$ 3.13			\$ 2.26		\$ 4.14	
Jul-07	Minuteman	0	\$ -	170	20	\$ 295.68	165	4	\$ 123.68	165	2	\$ 36.50	0	0	\$ -			\$ 455.86
Aug-07	Minuteman	165	\$ 304.39	170	8	\$ 207.42	165	4	\$ 87.19	165	4	\$ 87.19	0	0	\$ -			\$ 686.18
Sep-07	Minuteman	165	\$ 359.11	0	0	\$ -	165	4	\$ 87.19	0	0	\$ -	0	0	\$ -	500	\$ 172.65	\$ 618.94
Oct-07	Minuteman	165	\$ 359.11	170	12	\$ 268.00	160	6	\$ 123.35	155	1	\$ 31.88	250	12	\$ 282.98			\$ 1,065.32
Nov-07	Minuteman	165	\$ 359.11	170	12	\$ 268.00	155	8	\$ 150.68	155	1	\$ 31.88	0	0	\$ -			\$ 809.67
Dec-07	Minuteman	165	\$ 692.19	170	16	\$ 291.19	160	8	\$ 160.19	0	0	\$ -	0	0	\$ -	500	\$ 172.65	\$ 1,316.22
Jan-08	Minuteman	165	\$ 325.75	170	20	\$ 342.43	160	7	\$ 160.19	0	0	\$ -	0	0	\$ -			\$ 828.38
Feb-08	Minuteman	165	\$ 304.39	170	16	\$ 291.19	160	6	\$ 123.68	0	0	\$ -	0	0	\$ -			\$ 719.27
Mar-08	Minuteman	160	\$ 296.87	165	12	\$ 234.77	160	6	\$ 155.43	0	0	\$ -	0	0	\$ -	500	\$ 172.65	\$ 859.72
Apr-08	Minuteman	160	\$ 296.87	165	16	\$ 284.50	160	6	\$ 129.49	160	1	\$ 20.94	0	0	\$ -			\$ 731.81
May-08	Minuteman	160	\$ 349.92	165	16	\$ 284.50	160	6	\$ 129.49	0	0	\$ -	0	0	\$ -			\$ 763.92
Jun-08	Minuteman	160	\$ 296.87	165	24	\$ 383.97	160	8	\$ 168.04	0	0	\$ -	250	12	\$ 282.98	500	\$ 172.65	\$ 1,304.49

OSC: Other state Country

OSM: Other State Metropolitan

SSC: Same State Country

SSM: Same State Metropolitan

APAC: Asia-Pacific

OTH: Other overseas

Distribution Officer's Report 2007-2008

LEN REGAN

AUSTRALIAN ASSOCIATION OF TIMETABLE COLLECTORS 2007/2008 FINANCIAL STATEMENTS

DISTRIBUTION SERVICE

	<u>2007/08</u>	<u>2006/07</u>
	\$	\$
Income		
Sales by cash, cheque	4,164.50	3,131.46
Sales by PayPal	910.36	945.79
Stamps sold	175.00	650.00
	<u>5,249.86</u>	<u>4,727.25</u>
Expenditure		
Photocopies	1,326.98	1,264.33
Stationery	299.27	393.91
Postage - Pre-paid	1,514.52	1,319.09
PayPal fees	32.12	36.40
Distribution List printing	1,598.60	1,572.39
Other Purchases	475.90	
	<u>5,247.39</u>	<u>4,586.12</u>
Surplus/ (Loss)	<u><u>2.47</u></u>	<u><u>141.13</u></u>

Distribution Service - Stamps Reconciliation

	<u>2007/08</u>	<u>2006/07</u>
	\$	\$
Stamps on hand at start of year	15.85	496.40
Stamps received during the year	865.30	964.85
Sub Total	881.15	1,461.25
Stamps sold	175.00	650.00
Stamps used	606.85	795.40
Stamps on hand at end of year	<u><u>99.30</u></u>	<u><u>15.85</u></u>

Len Regan

- The Distribution Service produced 12 Distribution Lists during the year, one for each month.
- The table below summarises the main performance data for the year, and shows comparisons with previous years.
- In summary, the Distribution Service continued to perform strongly, but some of the performance characteristics differed from previous years due to the nature of items offered.
- In particular, there were more high-valued items offered, many of them from overseas, and they received many orders, often more than the stock available. This increased the diversity of items that members are willing to collect, but also increased the difficulty of keeping up the supply.
- In addition to the Distribution List, the Distribution Service provided Grab Box material for the Sydney and Brisbane Division Meetings, and collected material from the Sydney Grab Box for inclusion in the Distribution Lists. It also purchased specific items of interest from collectors.
- Large expenses included the purchase of overseas rail timetables from the Fahrplancenter in Switzerland (the owner, Samuel Rachdi, is a member of AATTC), and the postage of rail and bus timetables and brochures collected in Europe in United Kingdom. All of these expenses were recouped from the orders placed for these items.
- Financially, the Distribution Service made a profit for the year of \$2.47. This means it met its budget target to breakeven (just!). This favourable result included the costs of printing the Distribution List.
- Postage stamps still remain an integral part of the Distribution List trading. 20% of payments were made with stamps, comprising 15% of the value of payments. Stamp trading is kept outside the AATTC accounts. However, the surplus stamps are sold at face value and the proceeds are recorded in the AATTC accounts as revenue. The asset value of stamps held at the end of the year increased by \$83.45 to \$99.30.

Distribution List Performance Statistics: 2007 - 2008

Activity	2007 - 08	2006-07	2005-06	2007-08: % Change from 2006-07
Number of Distribution Lists	12	13	14	-8%
Items offered	1278	1671	1553	-24%
Orders placed	521	504	446	3%
Copies of Items requested	6,168	6,537	5,813	-6%
Payment Due for Items Ordered	\$7,334.50	\$5,615.25	\$4,610.25	31%
Number of ordered items than cannot be supplied	150	90	334	67%
Value of ordered Items that cannot be supplied	\$394.50	\$124.00	\$303.25	218%
Payment Due for Items supplied	\$6,940.00	\$5,491.25	\$4,354.00	26%
Income: Stamp sales	\$175.00	\$650.00	\$300.00	-73%
: Cheque, Cash	\$4,164.50	\$3,131.46	\$2,479.50	33%
: PayPal	\$910.36	\$945.79	\$342.33	-4%
: Total	\$5,249.86	\$4,727.25	\$3,121.83	11%
Expenses: Photocopies	\$1,326.98	\$1,264.33	\$523.92	5%
: Stationery	\$299.27	\$393.91	\$486.13	-24%
: Postage - Pre-paid	\$1,514.52	\$1,319.09	\$1,705.75	15%
: PayPal fees	\$32.12	\$36.40	\$12.65	-12%
: Other Purchases	\$475.90	\$0.00	\$210.00	
: Distribution List printing	\$1,598.60	\$1,572.39	\$1,788.54	2%
: Total	\$5,247.39	\$4,586.12	\$4,726.99	14%
Profit	\$2.47	\$141.13	-\$1,605.16	-98%
Postage for despatch of Orders	\$1,720.40	\$1,369.07	\$1,370.58	26%
Cost of material supplied to DL	\$1,306.52	\$1,143.16	\$905.80	14%
% of supply costs claimed as credit	62%	34%	38%	
Average value of orders supplied	\$13.32	\$10.90	\$9.76	22%
Average price paid per Item supplied	\$1.15	\$0.85	\$0.79	35%
Average number of Items per Order	11.8	13.0	13.0	-9%
Number of participants	85	81	82	5%

- The most popular item for the year was Item 18 in the July 07 Distribution List: Timetables on CD 17, for which 28 orders were received. In fact, 6 Timetables on CD were offered during the year, and 5 of them were the most popular item of the month.

Most Popular Items each Month in Distribution Lists:

Month	Item No.	Description	No of Orders
July 07	18	Timetables on CD 17	28
Aug 07	6	Timetables on CD 18	18
Sept 07	3	PN Tasmania: Train Working Timetable and locomotive rostering	14
Oct 07	30	Timetables on CD 19	21
Nov 07	120	Timetables on CD 20	23
Dec 07	24	Transperth: Train Timetables 23 Dec 2007: including Mandurah line	24
Jan 08	45	Tathra Bus Service: Tathra and Bega: Bus Routes 780, 785, 786	14
Feb 08	18	Timetables on CD 22	16
Mar 08	69	Transborder: Yass - Canberra: Bus Routes 981, 982	14
Apr 08	47	Kings Viclink: Colac City Bus Timetable book: Bus Routes 1, 2, 3	14
May 08	7	Adelaide Metro: Northern Train Timetable: Adelaide - Gawler Central	16
June 08	2	GSR: Ghan, Indian Pacific: Train Fares & Timetables	14
	10	V/Line Train and Coach Timetables: set of 5 books	14

Analysis of Distribution List Orders 2007 - 2008

Category	July	August	Sept	Oct	Nov	Dec	Jan	Feb	March	April	May	June	Total
Total Number of Items Listed	106	50	14	98	187	121	125	81	131	87	105	173	1278
Total Number of Copies Ordered	673	297	65	512	444	725	761	428	457	510	487	809	6168
1. Train & Tram Timetables													
Total Number of Items Listed	18	6	5	30	120	33	23	18	47	11	30	37	378
% of total	17%	12%	36%	31%	64%	27%	18%	22%	36%	13%	29%	21%	30%
Total Number of Copies Ordered	118	46	38	172	149	198	114	76	137	65	158	194	1465
% of total	18%	15%	58%	34%	34%	27%	15%	18%	30%	13%	32%	24%	24%
2. Bus & Ferry Timetables													
Total Number of Items Listed	45	21	3	39	39	42	52	20	41	40	25	53	420
% of total	42%	42%	21%	40%	21%	35%	42%	25%	31%	46%	24%	31%	33%
Total Number of Copies Ordered	355	156	12	235	193	312	401	161	185	282	148	382	2822
% of total	53%	53%	18%	46%	43%	43%	53%	38%	40%	55%	30%	47%	46%
3. Airline Timetables													
Total Number of Items Listed	0	2	0	1	1	3	1	3	1	0	0	2	14
% of total	0%	4%	0%	1%	1%	2%	1%	4%	1%	0%	0%	1%	1%
Total Number of Copies Ordered	0	7	0	3	2	3	2	7	4	0	0	4	32
% of total	0%	2%	0%	1%	0%	0%	0%	2%	1%	0%	0%	0%	1%
4. Maps and Guides													
Total Number of Items Listed	39	18	6	27	26	43	45	33	38	34	24	80	413
% of total	37%	36%	43%	28%	14%	36%	36%	41%	29%	39%	23%	46%	32%
Total Number of Copies Ordered	171	70	15	90	98	212	221	156	123	154	89	228	1627
% of total	25%	24%	23%	18%	22%	29%	29%	36%	27%	30%	18%	28%	26%
5. Promotions and Reports													
Total Number of Items Listed	4	3	0	1	1	0	4	7	4	2	26	1	53
% of total	4%	6%	0%	1%	1%	0%	3%	9%	3%	2%	25%	1%	4%
Total Number of Copies Ordered	29	18	0	12	2	0	23	28	8	9	92	1	222
% of total	4%	6%	0%	2%	0%	0%	3%	7%	2%	2%	19%	0%	4%

- The three main categories, Trains, Buses and Maps / Guides each scored about one third of the items listed. However, Trains scored of 24% of copies of items ordered, Buses 46% and Maps and Guides 26%. This probably means nothing more than there is a consistent diversity in the categories of items that members collect, and that the current coverage of the main categories needs to be retained.
- There is limited interest in Air Timetables and Brochures, but also not many items listed. Promotional items are listed when they become available, and when this occurs there is usually a keen interest, as demonstrated in the May 2008 Distribution List.
- Increases in postage costs for parcels are having a big impact on Distribution Service costs. Australia Post increased postage for parcels (items weighing more than 500g) twice during the year. Where possible, large Distribution List orders are posted in multiple 500g letter envelopes, unless individual items weigh more than 500g, or the total weight of the order is more than 2kg. These postage costs pressures are likely to continue to impinge on Distribution List costs during 2008-2009.
- The success of the Distribution Service would not be possible without the consistent support and regular contributions from several members who are listed each month in the Distribution Lists. Members who regularly supply large quantities of material deserve special mention: Geoffrey Clifton, Bruce Cook, Hilaire Fraser, Stephen Gray, Geoff Lambert, Peter Walhouse and Roger Wheaton.

Distribution List Activity: July 2007 - June 2008															Compiled 23 August 2008		AATTC Accounts				
Activity	2005-06	2006-07	July	August	Sept	October	Nov	Dec	January	February	March	April	May	June	Year Total	%	Receipts	Fees	Income	Expenses	Assets
Number of Distribution Lists	14	13	1	1	1	1	1	1	1	1	1	1	1	1	1	12					
Items offered	1553	1671	106	50	14	98	187	121	125	81	131	87	105	173	1278						
Orders placed	446	504	46	40	19	54	51	52	48	41	45	36	43	46	521						
Copies of Items requested	5,813	6,537	673	297	65	512	444	725	761	428	457	511	487	811	6,171						
Number of items with no orders		36	2	2	0	6	1	4	1	1	1	0	2	20							
Payment Due for Items Ordered	\$4,572.50	\$5,564.75	\$586.60	\$348.50	\$118.50	\$951.00	\$584.75	\$949.00	\$663.25	\$298.75	\$706.50	\$452.50	\$517.75	\$1,114.25	\$7,291.25						
Payment due from previous Dist Lists	\$39.25	\$50.50	\$6.50	\$0.00	\$4.00	\$1.00	\$0.75	\$1.75	\$4.25	\$8.75	\$4.00	\$3.50	\$1.25	\$9.00	\$44.75						
Total Payment Due for Items Ordered	\$4,611.75	\$5,615.25	\$593.00	\$348.50	\$122.50	\$952.00	\$585.50	\$950.75	\$667.50	\$307.50	\$710.50	\$456.00	\$519.00	\$1,123.25	\$7,336.00						
Number of ordered items not supplied	334	90	8	3	4	16	18	10	5	6	25	1	33	21	150						
Value of ordered items not supplied	\$303.25	\$124.00	\$10.75	\$15.00	\$24.75	\$87.75	\$35.75	\$28.25	\$35.00	\$7.00	\$42.75	\$3.50	\$37.75	\$66.25	\$394.50						
Payment Due for items supplied	\$4,308.50	\$5,491.25	\$582.25	\$333.50	\$97.75	\$864.25	\$549.75	\$922.50	\$632.50	\$300.50	\$667.75	\$452.50	\$481.25	\$1,057.00	\$6,941.50						
Income:																					
Stamps	\$1,151.60	\$964.85	\$47.05	\$56.00	\$58.50	\$38.50	\$125.40	\$210.10	\$41.50	\$39.00	\$51.50	\$17.50	\$39.75	\$140.50	\$865.30	15%					
: Cheque, Cash	\$2,218.45	\$3,131.46	\$326.35	\$158.25	\$24.23	\$708.70	\$298.75	\$355.90	\$497.70	\$114.65	\$618.80	\$70.00	\$307.25	\$683.92	\$4,164.50	70%	\$4,164.50				
: PayPal	\$603.38	\$945.79	\$92.80	\$28.00	\$0.00	\$197.31	\$41.50	\$80.80	\$1.00	\$20.75	\$1.25	\$125.20	\$185.00	\$136.75	\$910.36	15%					
Total	\$3,973.43	\$5,042.10	\$466.20	\$242.25	\$82.73	\$944.51	\$465.65	\$646.80	\$540.20	\$174.40	\$671.55	\$212.70	\$532.00	\$961.17	\$5,940.16	100%					
Expenses:																					
Photocopies	\$523.92	\$1,264.33	\$127.79	\$109.18	\$0.00	\$271.38	\$39.30	\$54.55	\$57.79	\$20.71	\$125.69	\$173.20	\$20.99	\$326.40	\$1,326.98	31%				\$1,326.98	
: Stationery	\$486.13	\$393.91	\$52.15	\$60.65	\$0.00	\$39.45	\$71.42	\$28.45	\$14.40	\$7.40	\$25.35	\$0.00	\$0.00	\$0.00	\$299.27	7%				\$299.27	
: Postage - Stamps used	\$654.65	\$795.40	\$45.20	\$34.50	\$46.00	\$60.95	\$21.30	\$135.60	\$25.95	\$18.85	\$34.30	\$9.30	\$52.40	\$122.50	\$606.85	14%					
: Postage - Pre-paid	\$1,695.96	\$1,319.09	\$156.62	\$94.25	\$0.00	\$310.07	\$83.00	\$119.47	\$302.62	\$0.00	\$34.61	\$315.18	\$26.15	\$117.55	\$1,514.52	36%				\$1,514.52	
: PayPal	\$22.44	\$36.40	\$3.59	\$1.27	\$0.00	\$7.15	\$1.60	\$2.84	\$0.32	\$1.09	\$0.33	\$4.11	\$5.64	\$4.18	\$32.12	1%					
: Other Purchases	\$210.00	\$0.00	\$0.00	\$0.00	\$0.00	\$28.65	\$26.65	\$0.00	\$447.25	\$0.00	\$0.00	\$0.00	\$0.00	\$0.00	\$475.90	11%				\$475.90	
Total	\$3,593.10	\$3,209.13	\$385.35	\$254.85	\$46.00	\$689.00	\$245.27	\$340.91	\$401.08	\$495.30	\$220.28	\$501.79	\$105.18	\$570.63	\$4,255.64	100%				\$3,816.67	
Balance: Income - Expenses	\$380.34	\$1,232.97	\$80.85	\$12.00	\$36.73	\$255.51	\$220.38	\$305.89	\$139.12	\$320.90	\$451.27	\$289.00	\$426.82	\$390.54	\$1,684.52						
Stamps:																					
Opening stock value	\$440.20	\$486.40	\$15.85	\$17.70	\$39.20	\$51.70	\$29.25	\$133.35	\$207.85	\$23.40	\$243.55	\$260.75	\$93.95	\$81.30	\$1,311.30						
: Usage balance	\$356.20	\$169.45	\$1.85	\$21.50	\$12.50	\$22.45	\$104.10	\$74.50	\$15.55	\$20.15	\$17.20	\$8.20	\$12.65	\$18.00	\$258.45						
: Stamps Sold	\$300.00	\$650.00	\$0.00	\$0.00	\$0.00	\$0.00	\$0.00	\$0.00	\$0.00	\$0.00	\$0.00	\$0.00	\$0.00	\$0.00	\$175.00						
: Closing stock value	\$496.40	\$15.85	\$17.70	\$39.20	\$51.70	\$29.25	\$133.35	\$207.85	\$223.40	\$243.55	\$260.75	\$93.95	\$81.30	\$99.30	\$1,311.30						
PayPal:																					
Opening balance	\$0.00	\$0.00	\$0.00	\$89.21	\$115.94	\$115.94	\$0.00	\$39.90	\$117.86	\$118.54	\$138.20	\$139.12	\$260.21	\$439.57	\$1,311.30						
: Net receipts	\$580.94	\$909.39	\$89.21	\$26.73	\$0.00	\$190.16	\$39.90	\$77.96	\$0.68	\$19.66	\$0.92	\$121.09	\$179.36	\$132.57	\$878.24						
: Transferred to AATTC	\$580.94	\$909.39	\$89.21	\$26.73	\$0.00	\$190.16	\$39.90	\$77.96	\$0.68	\$19.66	\$0.92	\$121.09	\$179.36	\$132.57	\$878.24						
: Closing balance	\$0.00	\$0.00	\$89.21	\$115.94	\$115.94	\$0.00	\$39.90	\$117.86	\$118.54	\$138.20	\$139.12	\$260.21	\$439.57	\$1,311.30	\$1,311.30						
Number who paid by:																					
Stamps	102	9	13	6	7	12	11	6	7	9	5	9	8	102	20%						
: Cheque, Cash	125	13	7	2	19	8	13	12	5	19	5	8	17	128	25%						
: PayPal	40	4	2	0	4	2	3	1	2	1	2	3	3	27	5%						
Active Account Balances brought forward																					
Credit claimed from material supplied	\$344.75	\$390.14	\$13.85	\$0.00	\$0.00	\$129.85	\$27.75	\$88.73	\$147.35	\$24.60	\$141.33	\$98.65	\$51.40	\$80.50	\$804.01						
Discount: Member																					
: Large order	\$39.80	\$106.75	\$16.00	\$2.75	\$0.00	\$24.50	\$8.00	\$17.60	\$16.50	\$5.25	\$17.25	\$7.75	\$10.75	\$37.68	\$164.18						
: Delivery (postage adjusted)	\$37.26	\$115.54	\$5.35	\$2.85	\$0.00	\$30.48	\$10.88	\$16.55	\$2.95	\$11.85	\$8.09	\$61.31	\$4.18	\$20.37	\$65.78						
Credit (debit) from payments	\$245.40	\$449.15	\$118.05	\$91.25	\$15.02	\$80.26	\$84.10	\$275.70	\$82.30	\$126.10	\$3.80	\$239.80	\$50.75	\$96.83	\$1,001.34						
Active Account Balances at end of month	\$516.36	\$375.61	\$132.47	\$626.44	\$659.61	\$555.55	\$718.60	\$491.83	\$712.15	\$348.99	\$622.77	\$645.18	\$645.18	\$645.18	\$645.18						
Postage for despatch of Orders	\$1,370.58	\$1,369.57	\$106.71	\$83.80	\$51.00	\$230.18	\$144.07	\$237.37	\$191.20	\$88.61	\$104.74	\$207.77	\$62.48	\$212.97	\$1,720.90						
Cost of material supplied to DL	\$905.80	\$1,143.16	\$99.61	\$18.39	\$28.84	\$160.43	\$85.35	\$178.47	\$100.56	\$156.20	\$155.04	\$69.65	\$172.46	\$81.52	\$1,306.52						
% of supply costs claimed as credit	38%	34%	14%	0%	0%	81%	33%	50%	147%	16%	91%	142%	30%	99%	62%						
Average value of orders supplied	\$9.66	\$10.90	\$12.66	\$8.34	\$5.14	\$16.00	\$10.78	\$17.74	\$13.18	\$7.33	\$14.84	\$12.57	\$11.19	\$22.98	\$13.32						
Average price paid per item supplied	\$0.79	\$0.85	\$0.88	\$1.13	\$1.60	\$1.74	\$1.29	\$1.29	\$0.84	\$0.71	\$1.55	\$0.89	\$1.06	\$1.34	\$1.15						
Average number of items per Order	13.0	13.0	14.6	7.4	3.4	9.5	8.7	13.9	15.9	10.4	10.2	14.2	11.3	17.6	11.8						
External Checks																					
Distribution List																					
Printing	\$1,788.54	\$1,572.39	\$123.68	\$87.19	\$87.19	\$123.35	\$150.68	\$160.19	\$160.19	\$123.68	\$155.43	\$129.49	\$129.49	\$168.04	\$1,598.60						
Pages	106	84	6	4	4	6	7	8	7	7	7	6	6	8	75						
Bank Deposits																					
Date			31.07.07	17.08.07	27.09.07	12.11.07	4.12.07	17.01.08	20.02.08	17.03.08	16.04.08	21.05.08	12.06.08	25.07.08							
Cheques, cash			\$326.35	\$68.75	\$30.50	\$791.93	\$298.75	\$355.90	\$497.70	\$114.65	\$618.80	\$70.00	\$307.25	\$683.92	\$4,164.50						

Membership Officer's Report 2007-2008

DENNIS MCLEAN

As at 26 September 2008, the Association has 147 members. These comprise:

Life members	3
Ordinary members	140
Student Members	4


Included in the number of Ordinary Members and Student Members are 13 members who have not yet renewed their membership for the 08/09 year. In accordance with the Rules of The Association, these 13 members will forfeit their membership if they have not renewed by the end of August. Hopefully the reminder letter which was posted with the September 2008 mail out will prompt them into renewing without delay.

We exchange magazines with 2 organisations, as well as lodge copies, as legally required, with the National Library and State Library of Victoria.

Since last years AGM, we welcomed 3 new members into the Association, but lost 2 who did not renew. Our net decrease in membership is 1.

A breakdown in Membership is as follows:

VIC	54	
NSW	54	
QLD	15	
SA	8	
WA	3	
TAS	1	
ACT	8	
NT	0	
OVERSEAS	4	TOTAL 147



Auctioneer's Report 2007-2008

STEPHEN WARD.

Auction 28

Auction 28 has now concluded with nearly 90% of lots offered sold, which was a great result. Due to the lots largely being offered by vendors, the profit to the AATTC is not as great as it has been for past auctions.

Some highlights:

Lots offered: 225
Lots Sold 209 (93%)
Lots unsold/withdrawn 19 (7%)
Estimated profit (after expenses) \$1,250.00

Some of the most popular lots were:

166,7 – 6 bids
163 – 5 bids
3,10,161, 164, 162, 24,113 and 12 – 4 bids

A summary of the range of bids and prices realised is available.

As usual thanks to David Hennell for assisting with mail out of bids to successful vendors and Albert Isaacs for assistance with pricing and general logistics.

The next Auction (No 29) will be held in May 2008, catalogue to be distributed in April. I therefore invite members to submit lots for auction now. Please contact me on 0429892263 (bh) or 03 9540 0320 (ah) or by e-mail (swar3841@bigpond.net.au) before sending any material for auction.

Kind regards

Auction 29

The auction has now completed and results are now presented for members' interest. 212 lots were offered, with 157 lots sold and 55 lots unsold, this was a success rate of 74% which is a very pleasing result.

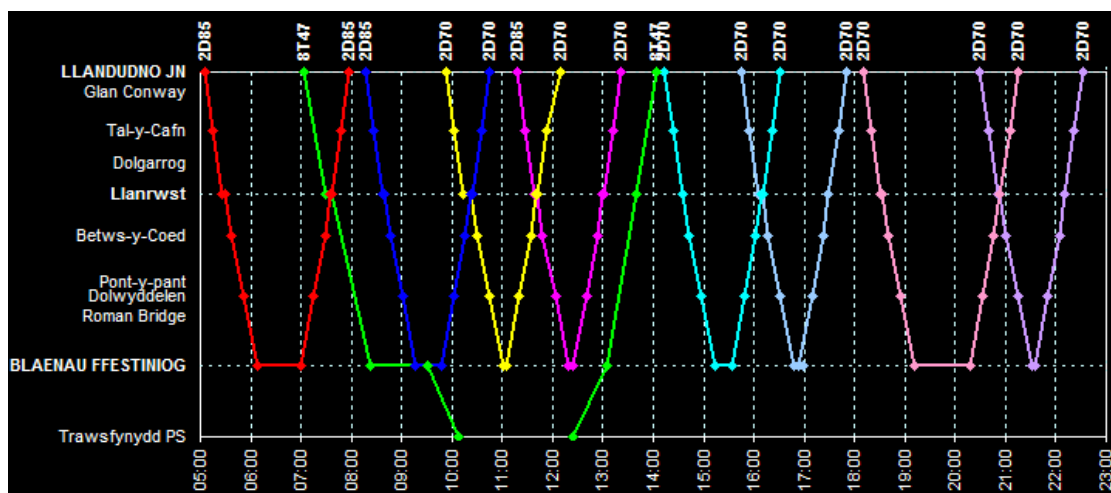
The most popular lots were the timetables over pre-1960, rail, bus and tram. The SA WTT's for Tram/Bus services were the most popular, all being sold. The lots attracting the most bids were 6, 147, 161 and 162 – all received five bids. Lots 2, 14, 30, 31, 32, 118, 163 and 174 – all received four bids.

The financial results are as follows:

Gross Sales \$5,536.50
Payments to vendors \$3,627.00
Expenses \$307.73
Profit to AATTC \$1,601.77

The profit to the AATTC is healthy, although somewhat less than it has been previously, due to the majority of lots being sold is on behalf of vendors and not being AATTC owned lots.

The next auction will be held in November/December this year. Members are now encouraged to contact me with any lots they wish to submit for inclusion in Auction 30. A list of prices realised is now available.



Branch Reports 2007-2008

Adelaide

The South Australian Division continued its established practice during the year by having two informal meetings in May and November at which items of timetable and other transport Interest are discussed. The meeting dates are arranged between the members so as to maximise the attendance. A major item of interest was the introduction of a new format for the public timetables. With the introduction of various timetable changes, the majority of the public timetables are now in the format. The CEO of Public Transport in SA subsequently asked whether we would be interested in commenting on the new format. After much delay, a reply was forwarded based on comments made by local members and other interested parties. We are now waiting for a reply. Roger Wheaton was again re-elected as the local convenor.

Roger Wheaton

Brisbane

The AATTC Brisbane meetings have been conducted three times during the year at the usual location in up-market Keperra, site of Brisbane's highest suburban station and recently connected to the remainder of QR by double track. Attendance has varied between 3 and 6 with most regulars attending when they are able. Discussions are usually animated with a wide variety of subjects covered. The grab-boxes supplied by the extraordinarily efficient Len Regan are appreciated. While most members are interested in rail, there is also interest in the format and style of other timetables. Our thanks to the members of the Executive and journal Editors who do a great job selflessly. The arrival of the AATTC envelope each month is a highlight of the Brisbane Convenor's month. My personal thanks to the other Brisbane Members.

Brian Webber

Canberra

The Canberra Branch of the AATTC had a successful year. We have met monthly for dinner and conversation. Due to a significant overlap of membership, our meetings continue to be combined with the ACT Transit Group (which has had a very notable year of successful lobbying to restore Canberra's public transport system). We meet on the second Thursday of every month at the Canberra Club, West Row, City. Attendances have varied from about six to sixteen

Victor Isaacs

Melbourne

The Melbourne Division continue to meet bi-monthly (odd months except January). Meetings were attended by approx 8 members per meeting. The topics ranged from general open discussion stories to presentation of slides or historic timetable analysis. I would like to thank all Melbourne members for their attendance and for presenting items that proved interesting and entertaining. Finally thanks to David Hennell for allowing AATTC the use of his home as the Melbourne Division's regular meeting location.

Stephen Ward

Sydney

The Sydney Branch meets at 1400 hours on the first Saturday in February, May, August and November at the Uniting Church in Roseville and all members and guests are welcome. Meetings average around 15 attendees with a good mix of enthusiasts from all areas of the hobby (some involved in the industry and some not) and usually one or two interstate attendees. The meetings commence with a social chat around the always impressive grab table. The formal part of the afternoon always involves a discussion of the latest developments in transportation and timetabling and usually includes a discussion of recent trips by members or about interesting parts of their collections. Meetings end with snacks; soft-drinks and helping Len to pack up the left-over timetables to send on to Queensland.. We try to balance reminiscences and new developments; international and local; industry professionals and 'amateurs'. Come along and add to the mix!

Geoffrey Clifton





AATTC

Australian Association of
Time Table Collectors Inc.

Inc. No. A0043673H

24th Annual General Meeting, 2007 Minutes of Meeting

These official minutes have been edited to remove the Office Bearers' and Officers' Reports. Those reports may be seen in the minutes, as offered to members in the October 2007 Distribution List. That full set of minutes is effectively last year's equivalent to the full report you are now reading.

Welcome, Attendance and Apologies

The President, Geoff Lambert opened the meeting at 1427 and welcomed members.

Attendees: Ian Abbottsmith, Geoff Clifton, Noel Farr, Neville Fenn, Hilaire Fraser, Stephen Gray, Richard Irvine, Victor Isaacs, Geoff Lambert, Geoff Mann, Ted McDonald, Dennis McLean, Duncan Peattie, Jim O'Neil, Len Regan, Michael Smith. Andrew Gowanlock (visitor).

Apologies: Graham Duffin, Steven Haby, Robert Henderson, James Ng, Paul Nicholson, Stephen Ward.

Minutes of the 23rd Annual General Meeting held in Brisbane 2 September 2006

Acceptance moved Lambert/Mann CARRIED

Correspondence

Proxy forms from Steven Haby and Dean Ogle were lodged.

Reports

President's Report

Geoff Lambert presented and spoke to his Report attached to the Annual Report 2006-07.

Acceptance moved Lambert/McDonald CARRIED

Treasurer's Report

Dennis McLean presented and spoke to his Report attached to the Annual Report 2006-07. Ted McDonald spoke about investment options and use of funds. The President undertook that the incoming Committee would consider the suggestions.

Acceptance moved McLean/O'Neil CARRIED

Reports of Office Holders

The Times Editor's, Production Manager's, Distribution Officer's, Membership Officer's and Auctioneer's Reports attached to the Annual Report 2006-07 were noted and respective officers attending spoke briefly to their Reports.

5 Divisional reports

Reports of the Adelaide, Brisbane, Canberra, Melbourne and Sydney Branches attached to the Annual Report 2006-07 were noted and respective convenors attending spoke briefly to their Reports.

6 Election of Committee of Management

6.1 President Geoff Lambert was nominated from the floor and elected unopposed.

6.2 Vice President Geoff Mann was nominated from the floor and elected unopposed.

6.3 Secretary Victor Isaacs was nominated and elected unopposed.

6.4 Treasurer Dennis McLean was nominated and elected unopposed.

6.5 Five Ordinary Committee Members Geoffrey Clifton, Hilaire Fraser, Len Regan and Michael Smith were nominated and elected unopposed. The President stated that the incoming Committee would consider possibilities for co-option for the remaining vacant position, having regard to the custom that there should be a geographic spread of members, i.e. someone from outside of Sydney.

6.6 Public Officer

The President noted the requirement that the Public Officer be a resident of Victoria and stated the intention of the incoming Committee to re-appoint **Stephen Ward**.

7 General Business

7.1 Location of the 25th (2008) Annual General Meeting.

Victor Isaacs agreed that the Canberra Branch host the 2007 AGM, subject to confirmation after discussion with Canberra Branch members.

7.2 Other General Business

AATTC website

The meeting discussed difficulties with accessing the AATTC website. The President stated that this was due to difficulties with the host server. Discussion was minded towards the Association maintaining its own site, despite an increased cost. This will be considered by the incoming Committee.

8 Meeting Closed at 1612 and was followed by a presentation by the President, Geoff Lambert, originally prepared for a meeting of the National Association of Timetable Collectors (US) summarising railway timetables in Australia and the activities of the AATTC, and by the collection of timetables from the "Grab table".



Proceedings of the 2007-2008 AATTC AGM

Results and Notes

Results of elections and motions on Reports

Position	Nominee (Alphabetical order)	Nominator	Elected?	Notes
Committee Member				
Committee Member				
Secretary				
Vice President				
President				
Committee Member				
Treasurer				
Committee Member				
Committee Member				
Committee Member				
All positions filled by declaration, no voting necessary				
Report acceptance	Moved by	Seconded by	Passed?	Notes
President's Report				
Treasurer's Report				

Your notes:



Membership List as at 1 October 2008

This list is of personal memberships only. Only financial members may vote, nominate or be elected at the AGM.

HONORARY LIFE MEMBERS

Hennell, David
Isaacs, Albert
McLean, Jack

FINANCIAL MEMBERS

AALBERS, Simon
ABBOTSMITH, Ian
ABRAMS, John
BAILEY, Tony
BARKER, Clive
BARKER, Phil
BLOOMFIELD, John
BLOWER, Chris
BRADY, Ian
BUTT, Ken
CARGILL, Barry
CLARK, Jim
CLEAK, Graeme
CLIFTON, Geoffrey
COLLYER, Alan
CONNOLLY, Bernard
COOPER, Ian
CRANNEY, David
CROPLEY, Ross
CUMMING, Glenn
CZOBIK, Edward
DAVIS, Graham
DON, Peter
DUFFIN, Graham
EVANS, John
FENN, Neville
FERGUSON, Jim
FINDLAY, Vance
FITZGERALD, Maurice
FITZSIMONS, John
FOLEY, Brian J.
FORDYCE, William
FRASER, Hilaire
FRAZER, Don
FRIEDMAN, Joe
GEORGE, Paul
GOLDTHORPE, Frank
GRAHAM, Peter
GRAY, Alan
GRAY, Stephen
HABY, Steven
HALSALL, Craig
HAMBLY, Chris
HARRADENCE, Brian
HASSALL, Geoff

HAYMAN, Eddie
HENDERSON, Robert
HOBBIS, Peter
HORST, Darren
HUNTER, Glen
HUTTON, David
HYLAND, Les
IRVINE, Richard
ISAACS, Victor
JOHNSTONE-DONNET, Owen
KAIN, John
KAVANAGH, Mike
KILLINGSWORTH, Andrew
KNIFE, Peter
LAMBERT, Geoff
LANGLEY, David
LESLIE, Brett
LLOYD, Reg
LONDON, Chris
MACAUSLAN, Duncan
MALPASS, Steve
MANN, Geoffrey
MANNING, Ian
MARSHALL, Roy
MARSHALL, Michael
MARTIN, Ian
MATHESON, David
MAY, Richard
MCDONALD, Edward
MCILWAIN, Tony
MCLEAN, Andrew
MCLEAN, Dennis
MENKA, Herbert
MILES, Allan
MURPHY, Peter
NICHOLSON, Maxwell
NICHOLSON, Paul
OGLE, Dean
O'NEIL, James L
PARKER, Peter
PATON, Jeremy
PEATTIE, Duncan
PECK, Richard
PRENDERGAST, Ron
PRICE, Richard
PRIDE, Alan
QUINTON, Michael
RACHDI, Samuel
REGAN, Len
REVELL, Terence
REYNOLDS, Graeme

RICHARDSON, Lachlan
RICHARDSON, James
RITCHIE, Bob
SCRAFTON, Derek
SHEPPEARD, Russell
SHERRY, Brian
SHILLABEER, Andrew
SIBLY, Eric
SIMS, Alex
SINCLAIR, Bruce
SLAVEN, John
SMIT, Lourens
SMITH, Michael
SMITH, Rod
SOLOMONS, Vic
SPETTS, Charles
STOKES, Jim
SYMON, Michael
TALBOT, Richard
TATE, Trevor
TAYLOR, Colin
THOMAS, Bruce
TOTTENHAM, Tris
TUDOR, John
VALE, Michael
WALHOUSE, Peter
WALKER, Doug
WALL, Ian
WARD, Stephen
WEBBER, Brian
WEBSDALE, Alan
WELLS, James T
WEMBRIDGE, W.L.
WHEATON, Roger
WHITEFORD, David
WHITEHEAD, Mark Ashley
WILLSON, Ross
WOODWARD, Bryan

UNFINANCIAL MEMBERS

BROWNBILL, Chris
CHAPMAN, Ken
DUFFIN, Andrew
EDMONDS, Trevor
FARR, Noel
FIELD, Robert
GALEA, Michael
GILL, Michael
RADZIVANAS, Vytautas