



A. T. A.

Australian Timetable Association



Annual Report 2016-2017



ATA

Australian Timetable Association Inc.

The Transport Analysts

Annual Report 2016-2017

This Annual Report contains all of the reports and papers to be presented to the ATA 33rd Annual General Meeting in Sydney on 26th August, 2017.

—Contents—

Agenda	3
President's Report	4
Financial Reports	5
Editor of <i>Table Talk</i> Report	8
Editor of <i>The Times</i> Report	9
Production Manager's Report	10
Distribution Officer's Report	11
Membership Officer's Report	14
Auctioneer's Report	15
Archives Officer's Report	16
Webmaster's Report	16
Adelaide Branch Report	17
Brisbane Branch Report	17
Canberra Branch Report	17
Melbourne Branch Report	17
Sydney Branch Report	17
Minutes of the 2015-2016 AGM	18
Membership and Attendee List	21
Office Holders 2016-2017	22
Office bearers and Proceedings of the 2016-2017 AGM (your notes)	23



Agenda

ATA 34th AGM 26th August 2017

1. Welcome and Apologies
2. Minutes of the 2016 (33rd) AGM
3. Business arising from the Minutes
4. Correspondence
5. Reports:
 - 5.1 President (requires a vote)
 - 5.2 Treasurer (requires a vote)
 - 5.3 *Table Talk* Editor
 - 5.4 *Times* Editor
 - 5.5 Production Manager
 - 5.6 Distribution Manager
 - 5.7 Membership Officer
 - 5.8 Auction
 - 5.9 National Timetable Collection
 - 5.10 Webmaster
 - 5.11 Divisional Reports:
 - 5.11.2 Adelaide
 - 5.11.2 Brisbane
 - 5.11.3 Canberra
 - 5.11.4 Melbourne
 - 5.11.5 Sydney
- 6 Elections and Appointments
 - 6.1 Determination of required Committee numbers
 - 6.2 Election of Committee:
 - 6.2.1 President
 - 6.2.2 Vice-President
 - 6.2.3 Secretary
 - 6.2.4 Treasurer
 - 6.2.5 Ordinary Committee Members (see 6.1)
 - 6.3 Appointment of Auditor
7. General Business
8. Location of 2018 (35th) AGM





President's Report 2016-2017

HILAIRE FRASER



The question asked these days by many timetable collectors and analysts is “Is the Paper Timetable Dead?” Indeed State Transit in Sydney has not issued printed bus timetables in 2017 along with Hillsbus and Transdev, Sydney. These organisations will send you a computer printout timetable on request. However, the excellent PDFs prepared for State Transit by TransitGraphics are no longer available online with the closure of the sydneybuses.info website. Its replacement transportnsw.info website only has PDFs available route by route, rather than a

timetable for a common corridor such as Anzac Parade, although multiple options are available on the trip finder. A Google Map bus route map on the Transport NSW website works well on a smart phone, but not readily printable. Also Transport Shops have been closed at Wynyard, Railway Square and Queen Victoria Building. By contrast the new operator of Newcastle’s buses and ferries Keolis Downer has detailed multiple route timetable PDFs on their newcastletransport.info website as area timetables. These are available in print as their Transport Hub, Hunter St Newcastle. No transport organisation or state or territory government has announced the end of paper timetables. However, the nature of our hobby is changing rapidly.

As President I have seen the enormous work done by our key people in keeping the ATA running. In addition to being our Secretary, Geoff Lambert edits “The Times” and ensures the production of our monthly mail out. Our Vice President Victor Isaacs, edits “Table Talk” and would very much appreciate the services of a bus editor to handle this side of “Table Talk”. Len Regan, our Treasurer, works long hours to handle the finances connected with membership, our Distribution Service and Auction. For the Auction, Geoff Hassall assists Len, however, we have a need for an Auctioneer. Under the leadership of Len Regan and Geoffrey Clifton the National Timetable Collection at the State Library of Victoria has made good progress. Alex Sims and Michael Smith look after our website and Paul Brown places ATA and transport news on Facebook. Also through Facebook a number of members are able to keep in contact with each other. As President I am responsible for the Members’ News.

Our Management Committee meets at least 4 times a year using Skype. At our AGM meeting we meet face-to-face briefly to make various appointments for the coming year. The concluding item at each Skype Meeting is “Timetable Gossip” providing a unique opportunity to exchange information which is then passed on to our members. Our Division Meetings are important times for members to get together to share their hobby, and our Division Conveners have an important role to encourage members to and make sure things run smoothly.

I wish to thank the members of the Committee and those appointed to do various jobs during the year for their hard work and support. It has been another good year and a pleasure to work with you.



Treasurer's Report, 2016-2017

LEN REGAN



The Financial Statement shows that, on an accrual basis, ATA made a profit in 2016-17 of \$4347. The accrual accounts record the total Membership Fees for 2016-17 irrespective of the year in which they were received, and treat the Membership Fees received for 2017-18 and the unused credit balances in the Distribution Service as Current Liabilities rather than income.

A copy of the audited Financial Statement is attached to this Report.

To achieve the annual result in 2016-2017, compared with 2015-2016:

- Accrual profit for the year increased by \$4033
- Revenue from Membership Fees increased by \$115.
- The Distribution List showed a profit of \$2079, an increase of \$2416.
- Auctions made a profit of \$2211, an increase of \$892.
- Printing costs for "The Times" "Table Talk" and "Members News" decreased by \$610.
- Postage costs decreased by \$234.
- Other administrative costs decreased by \$80.
- The value of advanced credits for the Distribution Service decreased by \$525 to \$2436. These credits can be used for Distribution List orders, Auction bids and Membership Fees.

The Term Deposit held by ATA at Westpac has been increased from \$19,535 to \$27,014.


Net cash assets (current assets minus liabilities) were \$28,243, an increase of \$4347 since 30 June 2016.

The continuing increases in postage rates during the year for print post, pre-paid packages and parcels have been adequately accommodated.

Membership fees fully cover of the costs of printing and posting the monthly magazines to members. Administrative costs are paid for out of other revenue.

The large profit from the Distribution List was not expected. It came largely from a 35% increase in the number of items offered, and a 20% increase in the number of items requested. This was stimulated by an executive decision in September 2016 to include in the Distribution List small items that were previously designated for the Auctions, and the disposal rate has increased significantly.

The financial outlook for 2017-18 is one of caution, taking into account the growing difficulty in obtaining printed



The Treasurer in his "AATTC AGM shirt"

timetables for the Distribution Lists and dwindling stocks for the Auctions. However, our healthy cash reserves should be able to withstand any adverse financial results.

Also attached to this Report are 3 tables showing the month by month financial results for the Association's finances with both the cash and accrual totals, and the monthly statistics and finances for the Distribution List and Auctions.

Australian Timetable Association																
Financial Details 1 July 2016 - 30 June 2017																
	July16	Aug 16	Sept 16	Oct 16	Nov 16	Dec16	Jan17	Feb17	Mar17	Apr17	May17	June17	General	Accrual	Cash	
Income	\$	\$	\$	\$	\$	\$	\$	\$	\$	\$	\$	\$	\$	\$	\$	
Membership 2016-17														8185.20		
Received in 2015-16													6420.00			
Received in 2016-17													1799.00		1799.00	
PayPal fees													-10.58		-10.58	
Membership 2017-18													6360.00		6360.00	
PayPal fees													-23.22		-23.22	
Distribution List																
Receipts	258.25	352.80	427.00	929.91	321.26	1172.95	268.80	579.20	992.22	402.45	331.81	349.41		6386.06		
PayPal fees	-1.57	-1.22	-1.71	-3.45	-0.82	-2.34	-0.78	-2.41	-1.58	-1.72	-2.28	-3.02		-22.90		
Income	256.68	351.58	425.29	926.46	320.44	1170.61	268.02	576.79	990.64	400.73	329.53	346.39		6363.16	6363.16	
Accrual from 2016													2966.60	2966.60		
Accrual to 2018													2434.70	-2434.70		
Accrual income														6895.06		
Auction																
Receipts	366.92	394.35	19.75	2382.45	207.40	836.85	344.40	486.90	382.65	687.05	294.40	285.40		6688.52		
PayPal fees	0.00	0.00	-0.78	-8.65	-3.93	0.00	-4.93	-3.02	0.00	-9.09	0.00	0.00		-30.40		
Income	366.92	394.35	18.97	2373.80	203.47	836.85	339.47	483.88	382.65	677.96	294.40	285.40		6658.12	6658.12	
Invoice sales													173.60	173.60	173.60	
Donations													0.00	0.00	0.00	
Interest Cheque Ac													14.31	14.31	14.31	
Interest Term Deposit														478.61		
Total	623.60	745.93	444.26	3300.26	523.91	2007.46	607.49	1060.67	1373.29	1078.69	623.93	631.79	14733.11	22404.90	21334.39	
Expenses	\$	\$	\$	\$	\$	\$	\$	\$	\$	\$	\$	\$	\$	\$	\$	
Mailouts																
The Times	325.80	305.00	305.00	305.00	305.00	305.00	284.70	258.70	305.00	305.00	169.00	249.60		3422.80		
Table Talk	163.80	122.20	166.40	124.80	234.00	166.40	205.40	163.80	184.60	111.80	163.80	163.80		1970.80		
Members News	0.00	21.32	10.40	10.40	78.00	0.00	10.40	0.00	0.00	21.32	11.48	0.00		163.32		
Envelopes	175.00	0.00	0.00	0.00	0.00	175.00	0.00	0.00	0.00	175.00	0.00	0.00		525.00		
Postage	168.52	167.57	118.20	138.93	209.21	182.12	185.53	97.05	188.86	181.90	132.86	191.84		1962.59		
Total	833.12	616.09	600.00	579.13	826.21	828.52	686.03	519.55	678.46	795.02	477.14	605.24		8044.51	8044.51	
Distribution List	188.95	403.91	378.36	479.26	260.72	794.13	866.46	446.73	342.26	132.62	237.30	284.71		4815.41	4815.41	
Auctions	70.47	154.29	28.67	1975.55	87.01	657.87	205.05	268.26	312.06	256.63	223.86	207.46		4447.18	4447.18	
Administration													387.80	387.80	387.80	
AGM 2016													226.20	226.20	226.20	
Bank Fees													9.93	9.93	9.93	
National Tt Collection													126.39	126.39	126.39	
Total	1092.54	1174.29	1007.03	3033.94	1173.94	2280.52	1757.54	1234.54	1332.78	1184.27	938.30	1097.41	750.32	18057.42	18057.42	
Profit to date	2016-2017														4347.48	3276.97
Assets	Cash at bank		30.06.17													10026.90
	Term deposit															27013.75
Cheque Account	Unpresented deposits															0.00
	Unpresented withdrawals															0.00
Liabilities	Credits accounts															2434.70
	Subscriptions for 2017-18															6360.00
Net cash assets	As at 30.6.17															28245.95

ATA Distribution List Results

July 2016 - June 2017

Distribution List	2016						2017						Total
	July	August	September	October	November	December	January	February	March	April	May	June	
Details													
No of pages	4	4	4	8	4	8	6	8	8	6	5	6	71
Items offered	42	47	74	141	78	155	110	77	154	116	102	108	1204
Orders placed	24	35	30	44	26	44	32	25	39	18	26	32	375
Items requested	142	172	246	513	211	573	314	216	386	184	214	314	3485
Receipts													
Sales	\$0.85	\$28.98	\$0.85	\$82.18	\$14.40	\$10.00	\$0.00	\$44.79	\$48.72	\$1.00	\$25.56	\$15.01	\$272.33
Cheque, Cash	\$119.30	\$100.00	\$50.00	\$835.95	\$70.00	\$223.45	\$0.00	\$183.65	\$30.00	\$188.00	\$58.00	\$54.50	\$1,912.85
EFT	\$117.70	\$94.65	\$329.55	\$647.05	\$216.55	\$921.70	\$319.45	\$249.20	\$882.85	\$279.85	\$302.55	\$377.80	\$4,738.90
Transfers	-\$28.60	\$102.97	\$3.75	-\$749.22	-\$19.75	-\$146.50	-\$111.00	\$39.40	-\$18.40	-\$113.30	-\$151.30	-\$175.80	-\$1,367.75
PayPal (net of fees)	\$47.43	\$24.98	\$41.14	\$110.50	\$39.23	\$161.96	\$59.57	\$59.74	\$47.47	\$45.18	\$94.72	\$74.88	\$806.80
Cash Income	\$256.68	\$351.58	\$425.29	\$926.46	\$320.43	\$1,170.61	\$268.02	\$576.78	\$990.64	\$400.73	\$329.53	\$346.39	\$6,363.13
Accrual from 2015-16													\$2,966.60
Accrual to 2017-18													\$2,434.70
Total Income													\$6,895.03
Expenses													
Photocopies	\$0.00	\$3.16	\$38.02	\$30.03	\$62.73	\$185.55	\$44.81	\$11.66	\$19.21	\$5.67	\$11.50	\$62.91	\$475.25
Stationery	\$0.00	\$7.90	\$6.00	\$50.33	\$2.99	\$23.28	\$7.48	\$92.87	\$4.00	\$0.00	\$3.84	\$12.98	\$211.67
Postage - Pre-paid	\$147.35	\$351.25	\$213.95	\$315.70	\$153.40	\$502.10	\$33.20	\$283.70	\$239.75	\$65.85	\$164.54	\$208.82	\$2,679.61
Other purchases	\$0.00	\$0.00	\$78.79	\$0.00	\$0.00	\$0.00	\$692.57	\$0.00	\$0.00	\$0.00	\$0.00	\$0.00	\$771.36
Dist List printing	\$41.60	\$41.60	\$41.60	\$83.20	\$41.60	\$83.20	\$88.40	\$58.50	\$79.30	\$61.10	\$57.42	\$0.00	\$677.52
Total Expenses	\$188.95	\$403.91	\$378.36	\$479.26	\$260.72	\$794.13	\$866.46	\$446.73	\$342.26	\$132.62	\$237.30	\$284.71	\$4,815.41
ATA profit	\$67.73	-\$52.33	\$46.93	\$447.20	\$59.71	\$376.48	-\$598.44	\$130.05	\$648.38	\$268.11	\$92.23	\$61.68	\$2,079.62
Complied	13.07.17												

ATA Auction Results

July 2016 - June 2017

Auction Date	79	80	81	82	83	84	85	86	87	88	89	90	Total	% of Total
	July	August	September	October	November	December	January	February	March	April	May	June		
Details														
Lots offered	39	43	45	64	55	53	44	38	49	51	45	42	568	
Bidders	5	5	2	9	5	11	8	7	8	10	4	9	83	
Items with bids	21	13	4	28	7	27	32	28	19	38	39	29	285	50%
Items unsold	18	30	41	36	48	26	12	11	30	13	6	19	290	51%
Vendors	3	3	2	4	5	2	2	6	3	3	3	2	38	
Receipts														% of Bids \$
Highest bid	\$51.00	\$131.00	\$5.00	\$535.00	\$80.00	\$104.00	\$36.00	\$85.00	\$60.00	\$89.00	\$12.00	\$54.00	\$535.00	
Bids value	\$380.00	\$412.40	\$18.00	\$2,542.00	\$222.00	\$881.40	\$342.00	\$516.00	\$401.00	\$719.00	\$307.60	\$298.20	\$7,039.60	
Discounts	\$16.90	\$19.05	-\$1.75	\$159.55	\$14.60	\$44.55	\$17.10	\$29.10	\$18.35	\$31.95	\$13.20	\$12.80	\$375.40	5%
Donations	\$3.82	\$1.00	\$0.00	\$0.00	\$0.00	\$0.00	\$19.50	\$0.00	\$0.00	\$0.00	\$0.00	\$0.00	\$24.32	
Bid Payments	\$366.92	\$394.35	\$19.75	\$2,382.45	\$207.40	\$836.85	\$344.40	\$486.90	\$382.65	\$687.05	\$294.40	\$285.40	\$6,688.52	95%
PayPal fees	\$0.00	\$0.00	\$0.78	\$8.65	\$3.93	\$0.00	\$4.93	\$3.02	\$0.00	\$9.09	\$0.00	\$0.00	\$30.40	
Nett Income	\$366.92	\$394.35	\$18.97	\$2,373.80	\$203.47	\$836.85	\$339.47	\$483.88	\$382.65	\$677.96	\$294.40	\$285.40	\$6,658.12	
Expenses														% of Exp \$
Vendor payments	\$34.50	\$135.30	\$3.75	\$1,874.25	\$57.00	\$626.55	\$141.00	\$148.50	\$216.75	\$210.00	\$186.95	\$142.65	\$3,777.20	85%
Printing	\$21.32	\$21.32	\$21.32	\$21.33	\$21.32	\$21.32	\$20.80	\$20.80	\$21.32	\$21.32	\$20.80	\$20.80	\$253.77	6%
Postage	\$14.65	-\$2.33	\$3.60	\$79.97	\$8.69	\$10.00	\$43.25	\$19.21	\$73.99	\$25.31	\$16.11	\$13.35	\$305.80	7%
Other							\$79.75					\$30.66	\$110.41	2%
Total	\$70.47	\$154.29	\$28.67	\$1,975.55	\$87.01	\$657.87	\$205.05	\$268.26	\$312.06	\$256.63	\$223.86	\$207.46	\$4,447.18	63%
ATA profit	\$296.45	\$240.06	-\$9.70	\$398.25	\$116.46	\$178.98	\$134.42	\$215.62	\$70.59	\$421.33	\$70.54	\$77.94	\$2,210.94	31%
Auction Topics														
July	Country & Interstate Passenger Timetables													
August	Suburban & Intercity Train & Tram													
September	Overseas Railway Timetables													
October	Rail Working Timetables													
November	Public Transport Maps, Brochures and Books													
December	Public Railway Timetable Books													
January	Trains, Planes, Buses													
February	Rail Working Timetables													
March	Railway Working Timetables and Rules Books													
April	Public Railway Timetables													
May	Bus and Coach Timetables													
June	Coach and Bus Timetables and Guides													

'Items with bids' plus 'Items unsold' may be greater than 'Lots offered' because there were multiple copies of some lots.



Audited Financial Statement for 2016-2017

JIM WELLS & LEN REGAN

Australian TimeTable Association Inc

ABN 74 248 483 468

Financial Statements for the Year Ended 30th June 2017

	2017	2016	2015	2014
	\$	\$	\$	\$
Statement of Income and Expenditure for the year ended 30th June				
Income				
Subscriptions	8,185	8,070	8,255	8,370
Retail Sales	174	260	326	372
Distribution Service	6,894	4,543	7,783	4,790
Auctions	6,658	5,463	4,999	3,805
Donations	-	250	-	250
Bank Interest	493	471	550	593
	22,404	19,057	21,913	18,180
Expenditure				
The Times Production	3,423	3,734	3,490	3,083
Table Talk Production	1,971	2,249	1,431	1,735
Members' Newsletter	163	184	185	271
Mailing Costs	2,488	2,722	2,428	2,035
Distribution Service	4,815	4,880	6,968	4,938
Auctions	4,447	4,144	2,108	1,647
National Timetable Collection	126	359	244	-
AGM	226	15	-	127
Administration	398	456	416	974
	18,057	18,743	17,270	14,810
Surplus / (deficit)	4,347	314	4,643	3,370
Financial Position (Balance Sheet) as at 30th June				
Current Assets				
Cash at Bank	10,027	13,750	12,693	10,748
Term Deposit	27,014	19,535	19,076	15,563
Debtors	121	153	326	62
	37,162	33,438	32,095	26,373
Current Liabilities				
Creditors	-	-	-	-
Subscriptions in advance	6,362	6,422	6,071	4,781
Mail Order deposits	2,557	3,120	2,442	2,653
	8,919	9,542	8,513	7,434
Net assets	28,243	23,896	23,582	18,939
Accumulated Funds				
As at start of period	23,896	23,582	18,939	15,569
Surplus / (deficit)	4,347	314	4,643	3,370
As at end of period	28,243	23,896	23,582	18,939

Jim Wells
(Accountant) 28th July 2017

Len Regan
(Treasurer) 28th July 2017



Table Talk Editor's Report 2016-2017

VICTOR ISAACS



There have been no significant changes affecting the editing and production of Table Talk in 2016-17. The positive side of this statement is that the Rail section has maintained its comprehensive coverage of timetable and related subjects. The negative side is that there is still no Bus editor and this aspect has, at times, struggled to provide complete coverage. The Rail Editor without any particular knowledge (or interest) has attempted to fill in.



As always, the size of Table Talk, our news magazine, has varied in direct proportion to the amount of news to be covered. Issues have varied in size from 8 to 24 pages. A total of 157 pages was produced during the year.

The biggest topic covered in the past 12 months was the failure of the 2016 Queensland Rail Citytrain timetable, which had considerable social and political consequences in Queensland. This was a major topic in six consecutive issues.

Two months after Table Talk is provided to ATA members, it is placed on the ATA website. The delay is deliberate to emphasise an advantage of membership. The website versions are produced in web format, in ePub format, and as an PDF of the hard copy.

Table Talk also provides, on request to the Editor, Table Talk Newswire. This is an email produced between hard copy editions, providing advance news to members.

Table Talk is indeed a co-operative venture. It would not be possible without the excellent provision of news contributions from members and non-members. Prominent contributors have been Tony Bailey, David Cranney, Graham Duffin, Scott Ferris, Hilaire Fraser, Craig Halsall, Geoff Hassall, Albert Isaacs, Victor Isaacs, Geoff Lambert, Dennis McLean, Geoff Mann, Samuel Rachdi, Len Regan, Lourie Smit, Michael Smith, Tris Tottenham and David Whiteford. It is enhanced by skilful proof-readers, Agnes Boskovitz, David Cranney and Geoff Hassall. The product is then provided in both hard copy and electronically by our Production Manager, Geoff Lambert, and two months later, on the web by our Webmaster, Alex Sims. It is promoted on the ATA Facebook page by Paul Brown.





The Times Editor's Report 2016-2017

GEOFF LAMBERT



An outsiders view of timetables could be like Ronald Reagan's views of Redwoods—"Once you've seen one, you've seen them all". Does he have a point?

There used to be a regular series of articles entitled "From my Collection" where the owner of a particular timetable which he (they are always blokes) proudly extolled its virtues and features. I don't get many articles like that anymore—a change that perturbs some people.

At right are the usual statistical tables for The Times—but with an expanded topic list. The masthead of The Times has, for many years, described the magazine as a journal of timetable history and analysis. This year, for the first time, I have carried out my own analyses of the analyses.

I have classified some 40% of The Times Content as being about Timetable Science or Timetable History. The percentages add to more than 100% of course. The Times has always been strong on history inasmuch as it reproduced old timetables and examined them through many different "prisms".

In terms of the break-up of submitted article by other statistics such as transport mode, Country of origin, it is, as always, a case of *ut prius in mixtisque*—"The mixture as before." We have a few more authors this year, a few fewer Australian articles, a few more "rail" articles and a decrease in bus articles. Next year, this could reverse—or it might not. So it goes.

Editing The Times is a pleasure. I hope it is a pleasure to read. It is hard to judge these things. Mostly articles "sink without trace" But,

Type	2015-2016			2016-2017		
	Items	Pages	%age	Items	Pages	%age
Article	46	161	96%	40	165	97%
Letter	6	7	4%	2	3	1%
Review						
Note						
Pictorial				2	2	1%
Total	52	167		44	170	
Mode or Topic	2015-2016			2016-2017		
Rail	36	114	55%	32	123	67%
Tram	8	39	19%	1	8	4%
Road	12	47	23%	7	24	13%
Water	1	7	3%			
Air				3	3	2%
Timetable History				6	25	14%
Timetable Science				9	47	25%
No-mode				3	9	5%
Sum	57	206		61	183	
Area	2015-2016			2016-2017		
ANZ				1	6	4%
AUS	43	143	88%	32	116	69%
NZ	1	1	1%	2	5	3%
UK	2	6	4%	8	39	23%
USA	2	5	3%	1	5	3%
EUR						
OTH	2	7		1	3	2%
ALL	1	1	1%			
Total	51	163		44	168	

Authors	Articles	Authors	Articles
25	52	29	54
Albert Isaacs	4	"Others"	1
Andrew McLean	1	Albert Isaacs	1
Anthony McIlwain	1	Billy Lewis	1
Ben Chiffley	1	Brendan Whyte	3
David Cranney	2	Chris Banger	1
David Whiteford	1	David Cranney	1
Duncan MacAuslan	1	David Hennell	3
E.Foxwell	1	David Whiteford	1
Ephemera Society of Au	1	Derek Scrafton	1
Geoff Lambert	14	Geoff Lambert	6
Hilaire Fraser	2	Geoff Mann	1
Ian Brady	1	Geroff Lambert	1
J.T. Burton Alexander	1	Gordon Dudman	2
Jim Bright	1	Hilaire Fraser	1
Jim Stokes	1	J.C.Schnider	1
Jim Wells	6	Jim Wells	6
Joulupukki	1	Julian Misch	1
Kenneth Best	1	Max Michell	3
Max Michell	1	Mike Ebester	2
Richard Peck	1	NLA	1
Robert Henderson	1	NSWPTC	1
Ross Willson	2	NZR Transportation Br	1
Various	1	New York Magazine	1
Victor Isaacs	4	Ross Willson	1
Wikipedia	1	Steven Haby	2
		Stuart Kean	1
		Tim Fischer	1
		Tony Ncllwain	1
		Valeries Soland	1
		Victor Isaacs	6

sometimes, as is happening now with the Canberra Mixed articles, a small filler piece will give rise to a rolling series of letters and follow-up articles that can go on for months. The Malcolm Turnbull article a couple of years ago was like that. I delivered a copy to his office, but I never heard back.

What are we to make of this? Perhaps, one day, he might become the Editor of The Times, given his propensity for analysing timetables? At least he has a history of his "favourite bus route" at hand.



Production Managers' Report 2016-2017

GEOFF & JUDY LAMBERT



This year, instead of just relating a few anecdotes about the vagaries of producing a monthly mail-out, we have attempted to put some numbers to our processes. It is a constant amazement to us that nothing is constant at either the printers nor Australia Post. The same-sized job with the same production run can be charged at different rates. We have not had many printing glitches this year, but our experience at the Australia Post Mail Centre at French's Forest is a source of wonderment. Recently, Australia Post revamped its layout and procedures. Four months down the track, neither we nor Australia Post have settled into a new routine.

One potential problem on the horizon concerns postage rates, Print Post policies, ATA Membership numbers and the balance between members who do not wish to receive paper in their letterboxes and those who are happy to. At the moment ATA has a little over 100 Financial Members or "Statutory Members" who receive a mail-out made under Australia Post's "Print Post" rates. The minimum number of envelopes required for this is 100, so we are running close to the wind. Were we forced to pay for Ordinary Postage for 99 members, the mail costs would jump unacceptably. There are ways around this, which we are investigating in case such a thing comes to pass.

	Jul-16	Aug-16	Sep-16	Oct-16	Nov-16	Dec-16	Jan-17	Feb-17	Mar-17	Apr-17	May-17	Jun-17	Financial Year
Production Manager's Logbook 2016-17	26-Jun-16	25-Jul-16	29-Aug-16	27-Sep-16	31-Oct-16	29-Nov-16	9-Jan-17	28-Jan-17	27-Feb-17	27-Mar-17	24-Apr-17	29-May-17	
Date to Printers	16	16	16	16	16	16	20	20	16	16	16	16	200
Times pages	10	8	16	12	24	14	11	16	15	8	12	11	157
Table Talk Pages	2	1	1	1	1	2	1	1	1	1	1	1	13
Members News pages	4	4	4	8	4	8	6	5	8	6	5	6	68
Dizzy List pages	2	2	2	2	2	2	2	2	2	2	2	2	24
Auction pages	6												8
Other documents	500			500					500		2		1500
Envelopes (# of)	107	91	108	106	130	113	123	107	115	105	107	105	
Mailing weight	30-Jun-16	29-Jul-16	2-Sep-16	1-Oct-16	4-Nov-16	3-Dec-16	13-Jan-17	1-Feb-17	3-Mar-17	31-Mar-17	28-Apr-17	2-Jun-17	
Date from Printers	\$769.12	\$511.44	\$544.72	\$750.92	\$679.92	\$615.00	\$609.70	\$501.80	\$501.80	\$695.54	\$438.10	\$413.40	\$7,031.46
Printers Invoice amount	3-Jul-16	1-Aug-16	5-Sep-16	4-Oct-16	7-Nov-16	6-Dec-16	16-Jan-17	4-Feb-17	6-Mar-17	3-Apr-17	1-May-17	5-Jun-17	
Date to Mail Centre	119	105	106	106	108	108	108	108	109	109	109	111	1306
Australia Post PPMC	1	1	1	1	1	1	1	2	1	1	1	1	13
"Large Letters"	8	7	7	7	7	7	7	7	8	8	8	8	89
Airmail	\$168.52	\$167.57	\$118.20	\$138.93	\$209.21	\$182.12	\$185.53	\$97.05	\$188.86	\$181.90	\$132.86	\$191.84	\$1,962.59
Australia Post invoice amount	5-Jul-16	3-Aug-16	7-Sep-16	6-Oct-16	9-Nov-16	8-Dec-16	18-Jan-17	6-Feb-17	8-Mar-17	5-Apr-17	3-May-17	7-Jun-17	512713
E-mail despatch date	41	41	41	41	41	41	41	41	41	41	41	40	
# members e-mailed to	\$937.64	\$679.01	\$662.92	\$889.85	\$889.13	\$797.12	\$795.23	\$598.85	\$690.66	\$877.44	\$570.96	\$605.24	\$8,994.05
Total Production Cost	AGM papers										Renewal Letter		0
Notes													



Distribution Manager's Report, 2016-2017

HILAIRE FRASER



During 2016-2017 the Distribution List performed very well with a cash profit of \$2079, involved 74 people and 3474 orders. Our thanks to members, who supplied items, and our Distribution Officers, who despatched items. Peter Hobbs resigned in December as our Distribution Manager and I have taken over this role. Our thanks to Peter for his service as Distribution Manager. Our Distribution Officers provide lists of items they have and I combine these into the final Distribution List. Len Regan handles the finances and most of the items on the Distribution.

These days the majority of orders are received by email and often timetables are distributed by email.. The frequent large increases in postage rates always creates a challenge for the Distribution Service. However, many members maintain their regular support. Some operators no longer print timetables. However, operators such as Busways, Forster Buslines, Wingham Buslines and Hunter Valley Buses have been able to send printed timetables. Two or three times a year we receive a box of timetables from TransitGraphics and these timetables supplement our Distribution Service in a major way. Our thanks to the team at TransitGraphics.

We look forward to another good year over 2017-2018.



Membership Officer's Report 2016-2017

LEN REGAN

Membership of the Association on 30 June 2017 stood at 139, made up of 2 life members and 137 ordinary [“personal”] members.

There are currently no student members.

We welcomed 6 new members: Max Michel, Andrew James, Geoff Hall, Robert Daniel, John Kerley, and Flynn Hogan. Four Members did not renew their membership, and sadly one member, Alan Websdale, died. There was a net gain of one member during the year.

At the end of the year, 102 members received their monthly magazines by post, 23 received them by email, and 18 received them by both methods.

Below is the geographical distribution of members

	Number	Percentage
Queensland	13	9%
New South Wales	57	41%
ACT	7	5%
Victoria	39	28%
South Australia	11	8%
Western Australia	3	2%
United Kingdom	6	4%
Switzerland	1	1%
Vietnam	1	1%
USA	1	1%
Total	139	





Auctioneer's Report 2016-2017

GEOFF HASSALL




The ATA Monthly Auctions retained their strong position in the Association's activities and finances during 2016-17. There were increases in the number of lots offered, the number of bidders and the number of vendors. The profit for the year was \$2,210, and increase of \$892 on the previous year.

The predominant topic in the Auctions was Australian railway timetables, both working timetables and public timetables. However, the inclusion of public transport guides, and bus and coach timetables, showed that there was keen interest in these as well.

Contributions from vendors continued to provide quality material, and this was supported by donations from various sources. Unsold material from vendors is listed again in a later Auction, and it is amazing how often it then sells. The Association is extremely grateful for the significant donations of timetables which it has received.

Although bidder numbers remain small, albeit increasing, the number of bids received remains healthy, and bidders remain loyal, within the boundaries of their collecting interests. Of particular note this year is the increased number of bidders bidding low amounts-sometimes just the reserve price-and often successfully. Potential bidders should realise that, while we have keen bidders who bid high on certain items, there is always valuable material in each auction which bigger bidders are not interested in, and which may remain behind when an auction closes. Collecting cheaper material can fill small gaps in a modest collection, or even serve to start a new one.

The Association is still looking for someone to take on the role of Auctioneer. This role can be tailored to meet the interests, capability and availability of a willing volunteer, and help and guidance along the way is readily available. Anyone who is interested should initially have a chat with Geoff Hassall, phone 02 4955 9013.





Archives Officer Report 2016-2017

LEN REGAN & GEOFFREY CLIFTON

Significant progress has been made throughout the year.

Geoffrey Clifton has catalogued two deposits of timetables to the State Library of Victoria which is managing the National Timetable Collection. The first deposit in August 2014 had 311 timetables. The second deposit, made this year, has 2124 timetables in 9 boxes.

Negotiations with the State Library of Victoria have been streamlined. The Library provides the boxes for packing the timetables and it arranges a courier to collect them.

Geoffrey has also prepared an Excel workbook that lists all the 2435 timetables that are in the first and second deposits, and a further 94 timetables that have been catalogued for the third deposit. He has grouped the lists of timetables into separate spreadsheets for each state and mode, and grouped the timetables for each operator within each spreadsheet. This makes it reasonably easy to check whether a particular timetable has been already catalogued. This file was made available free to ATA members in the March 2017 Distribution List.

The timetables catalogued so far include:

- NSW Rail Public timetables
- NSW Rail Working timetables
- NSW STA Bus timetables
- NSW Ferry and Light Rail timetables
- Victorian Rail Country timetables
- Queensland Rail Brisbane timetables
- Brisbane Bus and Ferry timetables
- Interstate Train and Coach timetables.

There is still much more to be done in cataloguing the timetables that are in storage waiting to be part of the National Timetable Collection.

Arrangements are currently being made with the Prahran Mechanics Institute in Melbourne for the National Timetable Collection material to be stored there, and for working bees to be conducted there for sorting, culling, indexing and packaging the timetables for future deposits at the State Library of Victoria.

Volunteers are needed to undertake this work. If you are interested in assisting with the development of the National Timetable Collection, please contact Len Regan, 0409 209 114, or archives@austta.org.au.





Webmaster's Report 2016-2017

ALEX SIMS

The website continues to have around 1400 unique visitors each month, mainly from Australia. The most frequently visited page is the home page, followed by current NSW/QLD timetable lists.

As webmaster my objectives remain:

Keep the website current matching our printed output

Make the website visible and understandable by search engines so people can find it

Make the website accessible to all users particularly on mobile devices (phones, tablets)

Make back issues of The Times and TableTalk available in alternative formats good for reading on all devices from the largest desktop to the smallest phone

Make the website lightweight and fast for viewers

In 2016/2017 achievements have been

@austta.org.au functional email addresses working well

Update some of the timetable list pages to the new format

Trial of spreadsheets in National Timetable collection schema to drive timetable lists

Consolidation to a single URL <https://www.austta.org.au> giving a stronger search engine presence

In 2017/2018 I'm seeking to:

Update some of the current timetable lists (You can help here!)

Improve the look of the website

Automate collation of electronic versions of printed timetables into timetable lists from at least one operators website.

What you can do to help:

Contribute to updating the current and historical timetable lists!

Alex Sims webmaster@austta.org.au





Branch Reports 2016-2017

ATA has Branches Everywhere!



Adelaide

Unfortunately for a variety of reasons, the South Australian Division only met once during the year on the 15th July when 3 members and one visitor gathered at the residence of Roger Wheaton. It appears that the fewer members makes it harder to arrange a suitable common date for those able to attend. The format was in the usual form with general discussion and some supper. Roger Wheaton was re-elected as the local convenor. Some suburban rail WTT's recently forwarded to the Division were acquired by the visitor as the others attending are now in the stage of downsizing or limiting their acquisitions.

ROGER WHEATON

Brisbane

The five Brisbane ATA members have continued to meet quarterly in the past year. Discussions can cover many mainly rail topics including timetables. All of us have been overseas in the past 18 months so there is usually much of interest. Two members intend traveling to Japan and Taiwan in the next few months so that will provide more material to discuss. The Brisbane members would like to thank those members who produce and contribute to the Times and Table Talk publications which provide much good reading and historic detail.

BRIAN WEBBER

Canberra

The Canberra Division continued our long-standing practice of meeting monthly over dinner at a restaurant, currently at the Ainslie Football Club. Others with an interest in transport are also welcome to attend.

DAVID CRANNEY

Melbourne

Melbourne Division meetings of the Association are held 5 times per year and are attended by a small number of very loyal members. Meetings are held at the home of David Hennell in Surrey Hills. The topics presented in the 2016/2017 year were:-

July 2016: Melbourne's tram route numbers – Graeme Cleak

September 2016: Victorian railway stations and locations quiz – Brian Sherry

November 2016: extracts from the VR country Easter 1936 working timetable circular C.6/36 dealing with the Lancefield, Melbourne to Daylesford and Ballarat to Daylesford lines – David Hennell

March 2017: (i) the Queen's Birthday Holiday marching girls' train from Mildura (arose out of the November meeting) – David Hennell; (ii) from manual to computer timetabling for Newcastle State Transit buses – Len Regan

May 2017: 90 years of trains to Chatham – David Hennell

My thanks to the Melbourne Division members for their continued contribution to and support of the Associ-

DAVID HENNELL

Sydney

This year has been another successful year for the division with the highlight being a visit from American member Ken Hannah who discussed the history of rail services in Southern Illinois. As always our meetings featured extensive grab tables, lively discussion and afternoon tea. Sydney meetings are held on the third Saturday of February, May, August and November in the Business

School Building, Sydney University. For more information please email Geoffrey.Clifton@sydney.edu.au.

GEOFFREY CLIFTON

Minutes of the 2016 (33rd) ATA AGM

**AUSTRALIAN TIMETABLE ASSOCIATION
33rd ANNUAL GENERAL MEETING
SATURDAY 13 AUGUST 2016
BRISBANE TRAMWAY MUSEUM**

1. WELCOME, ATTENDANCE AND APOLOGIES

The President, Geoff Lambert, opened the meeting at 1400.

PARTICIPANTS: Geoff Lambert (President), Len Regan (Treasurer), Victor Isaacs (Secretary), Geoff Hassall (Committee), Michael Smith (Committee), Roger Wheaton (Committee), Paul Brown, James Ng, Phil Barker, Richard Price, Brian Webber (Brisbane Convenor).

APOLOGIES: Hilaire Fraser (Vice President), Nicky Buckley (Committee), David Cranney, Gordon Dudman, Peter Hobbs (Committee), David Hennell (Life Member), Leslie Hyland, Albert Isaacs (Life Member), Dennis McLean, Geoff Mann, Dean Ogle, Vic Solomons.

VISITORS: Agnes Boskovitz, Annie Ly.

PROXIES: The Secretary announced the following Proxies:
David Cranney, Gordon Dudman, Hilaire Fraser, Dean Ogle and Vic Solomons appointed Victor Isaacs (Secretary);
Leslie Hyland, appointed Len Regan (Treasurer);
Nicole Buckley appointed Michael Smith (Committee).

WELCOME AND THANKS: Geoff Lambert welcomed members on behalf of the ATA Brisbane Division and thanked the venue hosts, the Brisbane Tramway Museum. He acknowledged the traditional owners of the land.

2. MINUTES OF 32nd ANNUAL GENERAL MEETING OF 29 AUGUST 2015:

That the Minutes of the AGM of 29 August 2015 be approved.

Moved Lambert / Seconded / Isaacs

AGREED

3 BUSINESS ARISING

None.

4. CORRESPONDENCE

None.

5. REPORTS

All Reports were included in the *ATA Annual Report 2015-2016* distributed to most members via email and also available via the Association's Distribution Service and web page.

5.1. President

The President, Geoff Lambert, briefly reviewed the year's activities. He commented that it was a pleasure to be running the Association in the past year. The Association has to move with the times. He had tried to move it towards timetable apps as paper timetables are disappearing. We have to cope and to look forward. The study of timetables as a science and hobby will continue. He thanked people who had helped, both Committee and members.

Adoption Moved Lambert / Seconded Isaacs

AGREED

5.2. Financial Report

The Treasurer, Len Regan, said the year's result was a \$314 profit according to accrual accounting. There was a fall in revenue from membership, an increase in postage for the Distribution List, and an increase in printing costs. Postage costs had increased by 43%. This was the main expense. However, we have \$24,000 in net assets. The liabilities are mainly membership fees in advance and Distribution List payments in advance. The membership fees cover 91% of recurrent costs. Other costs are covered by interest received, which will not improve. We have \$33,000 in the bank. He will recommend to

the Committee that there be projects to take advantage of this.

Brian Webber asked if electronic distribution of the Association's magazines was of benefit financially. Geoff Lambert said that this reduces postage by only a small amount. The problem was that the reduced Print Post rate only applied if there were more than 100 copies posted.

Richard Price asked about using funds to digitise timetables. In response, Dr Lambert said the costs would be with a website and with paying people to undertake the task. This would be a very big project. A few years ago, we had approached the National Library of Australia's Pandora project (which preserves websites). They were not interested in timetables.

Adoption Moved Regan / Seconded Price
AGREED

The following reports were discussed:

5.3 *Times* Editor

The Editor of the *Times*, Geoff Lambert, said the number of bus articles was down. The past year had been a record for the number of Australian items.

5.4 *Table Talk* Editor

The Editor of *Table Talk*, Victor Isaacs, summarised by saying it had been another very good year for the reporting of rail news. However, we had still not been able to obtain a new bus editor, and hence bus news had suffered.

5.5 Production Manger

The Production Manager, Geoff Lambert, said that we have a good relationship with our printer. There was an advantage in producing the magazines in Sydney, as that was where the largest number of members were.

5.6 Distribution Manager

Len Regan, on behalf of the Distribution Manager Peter Hobbis, said that there had been no major problems. The number of orders is gradually dropping. Thanks are due to Samuel Rachdi for providing overseas items. Pre-paid postal stationary purchased prior to postal rate increases had now been used up.

5.7 Membership Officer

The Membership Officer, Len Regan, said there had been a net increase of two in membership.

5.8 Auction

The Auctioneer, Geoff Hassall, said he will be stepping down. A problem was the amount of storage space required. He thanked Len Regan for help.

5.9 National Timetable Collection

The Archives Officer, Len Regan said that there had been progress in organising the National Timetable Collection. Material from 14 collections in Sydney and Melbourne had been donated. There had been three working sessions at the Hawthorn Tram Depot Museum. Geoff Lambert added that timetables were now physically in the State Library of Victoria and in their catalogue. The SLV, however, had queried the size of shelf space required for Working Timetables.

5.10 Webmaster

The joint Webmaster, Michael Smith, noted progress with the Association's webpage. Geoff Lambert said the joint Webmaster, Alex Sims, made his services available at such a small price that the Committee considered there was no conflict of interest.

5.11 Divisional Reports

5.11.1 Adelaide

5.11.2 Brisbane

5.11.3 Canberra

5.11.4 Sydney

6. ELECTION OF COMMITTEE OF MANAGEMENT

Number of Ordinary committee members for 2016-2017:

That the number of ordinary committee members for 2016-2017 be five.

Moved Lambert / Seconded Regan

AGREED

The following were elected unopposed:

- 6.1 **President** Hilaire Fraser (nominated by Geoff Lambert)
- 6.2 **Vice President** Victor Isaacs (nominated by Geoff Lambert)
- 6.3 **Secretary** Geoff Lambert (nominated by Victor Isaacs)
- 6.4 **Treasurer** Len Regan (nominated by Geoff Mann)
- 6.5 **Committee Members**
 - Nicole Buckley (nominated by Michael Smith)
 - Geoff Hassall (nominated by Len Regan)
 - Alex Sims (nominated by John Evans)
 - Michael Smith (nominated by Michael Smith)
 - Roger Wheaton (nominated by Roger Wheaton)

7. GENERAL BUSINESS

The Social Media Officer, Paul Brown, reported that the ATA now has 139 people liking us on Facebook.

8 LOCATION OF 2017 34th ANNUAL GENERAL MEETING

The meeting invited the Adelaide Division to consider hosting the 2016 AGM. Roger Wheaton undertook to consult other Adelaide members. Otherwise, the usual rotation of AGMs will mean the next AGM will be in Sydney.

The meeting concluded at 1500. Following the AGM, members enjoyed special services operated by the Brisbane Tramway Museum.



Membership List as at 24th August 2017

This list is of personal financial memberships only. These are the only people who may vote, nominate or be elected at the AGM. Names in red are new members– Welcome!

HONORARY LIFE MEMBERS

Hennell, David
Isaacs, Albert

MEMBERS

Red = New Member in 2016-17

Abrams, John
Barker, Clive
Barker, Phil
Bloomfield, John
Brady, Ian
Bridger, Ron
Brown, Paul
Buckley, Nicky
Chapman, Ken
Clark, Jim
Cleak, Graeme
Clifton, Geoffrey
Coker, Brian
Cole, Donald
Collyer, Alan
Copley, David
Cranney, David
Cumming, Glenn
Czobik, Edward
Daniel, Robert
Davis, Graham
Don, Peter
Dudman, Gordon
Duffin, Graham
Farr, Noel
Fenn, Neville
Fergusson, Jim
Ferris, Scott
Field, Robert
Findlay, Vance
Fischer AC, Tim
Foster, Geoffrey
Fraser, Hilaire
George, Paul
Goldthorpe, Frank
Graham, Peter
Gray, Alan
Gray, Stephen
Haby, Steven
Harradence, Brian
Hall, Geoff
Hassall, Geoff

Henderson, Robert
Hobbis, Peter
Hogan, Flynn
Hunter, Glen
Hyland, Les
Irvine, Richard
Isaacs, Victor
James, Andrew
Johnstone-Donnet, Owen
Kerley, John
Killingsworth, Andrew
Lambert, Geoff
Leslie, Brett
Lewis, Ben
Lewis, David
MacAuslan, Duncan
Mann, Geoffrey
Manning, Ian
Marshall, Michael
Marshall, Roy
Martin, Ian
Matheson, David
May, Richard
McDonald, Edward
McIlwain, Tony
McLean, Andrew
McLean, Dennis
Menka, Herbert
Michel, Max
Mikita, John
Miles, Allan
Morrison, Ross
Murphy, Peter
Nelson, Jim
Nicholson, Paul
Nowell, Russell
Ogle, Dean
Overson, David
Palmer, Kevin
Pandilovski, Chris
Paton, Jeremy
Peattie, Duncan
Peck, Richard
Prendergast, Ron
Price, Richard
Pride, Alan
Rachdi, Samuel
Regan, Len

Reynolds, Graeme
Richardson, Lachlan
Scrafton, Derek
Sheppard, Russell
Sherry, Brian
Shillabeer, Andrew
Simpson, Brian
Sims, Alex
Sinclair, Bruce
Slaven, John
Smit, Lourens
Smith, Conrad
Smith, Michael
Solomons, Vic
Spetts, Charles
Stokes, Jim
Symes, Colin
Symon, Michael
Taggart, Joel
Talbot, Richard
Tate, Trevor
Thomas, James
Thompson, Paul
Tottenham, Tris
Turnbull, Graeme
Vale, Michael
Wacker, Ian
Walhouse, Peter
Walker, Doug
Ward, Stephen
Webber, Brian
Wells, James T
Wembridge, W.L.
Wheaton, Roger
Whiteford, David
Whyte, Brendan
Willson, Ross
Wilson, Steven
Young, Peter

Office Holders 2016-2017

Management Committee

President	Hilaire Fraser	president@ Austta.org.au	5 Manor Hill Rd, Miranda NSW 2228
Vice President	Victor Isaacs	abvi@iinet.net.au	
Secretary	Geoff Lambert	secretary@ Austta.org.au	179 Sydney Rd, Fairlight, NSW 2094
Treasurer	Len Regan	treasurer@ Austta.org.au	PO Box 21, Yea Vic 3717
Member	Nicole Buckley		
Member	Geoff Hassall		
Member	Alex Sims		
Member	Michael Smith		
Member	Roger Wheaton		



Officers

Editors:

.. <i>The Times</i>	Geoff Lambert	thetimes@ Austta.org.au	179 Sydney Rd, Fairlight, NSW 2094
.. <i>Table Talk</i>	Victor Isaacs	tabletalk@ Austta.org.au	11 Blacket St, Downer ACT 2602
Production	Geoff Lambert	G.Lambert@iinet.net.au	
Membership	Len Regan	membership@ Austta.org.au	PO Box 21, Yea Vic 3717
Archives	Len Regan	archives@ Austta.org.au	PO Box 21, Yea Vic 3717
Archives	Geoffrey Clifton	geoffrey.clifton@sydney.edu.au	
Auctioneer	Geoff Hassall	auction@ Austta.org.au	2/30 Vale St, Birmingham Gardens NSW 2287

Distribution:

.. Manager	Hilaire Fraser	distribution@ Austta.org.au	5 Manor Hill Rd, Miranda NSW 2228
.. Officer	Paul Brown	paulbrown073@me.com	
.. Officer	Geoffrey Clifton	geoffrey.clifton@sydney.edu.au	
.. Officer	Peter Graham	pg89@bigpond.com	
.. Officer	Geoff Hassall	geoffrey.hassall@gmail.com	
.. Officer	Victor Isaacs	abvi@iinet.net.au	
.. Officer	Mike Marshall	mma64118@optusnet.com.au	
.. Officer	Len Regan	lenregan.ata@gmail.com	
Webmaster	Alex Sims	webmaster@ Austta.org.au	
Webmaster	Michael Smith	webmaster@ Austta.org.au	
Convenors:			
.. Adelaide	Roger Wheaton	rogertw@adam.com.au	
.. Brisbane	Brian Webber	bwebber5@bigpond.com	
.. Canberra	David Cranney	cranney@iinet.net.au	
.. Melbourne	David Hennell		(03) 9830-1802
.. Sydney	Geoffrey Clifton	geoffrey.clifton@sydney.edu.au	



Proceedings of the 2016-2017 ATA AGM

Results and Notes

Results of elections and motions on Reports

Position	Nominee	Nominator	Elected?	Notes
Committee Member				
Committee Member				
Secretary				
Vice President				
President				
Committee Member				
Treasurer				
Committee Member				
Committee Member				
Committee Member				
Report acceptance	Moved by	Seconded by	Passed?	Notes
President's Report				
Treasurer's Report				

Your Notes:



2006



2000



2001



2002



2003



2005



2009



Jack McLean



2007



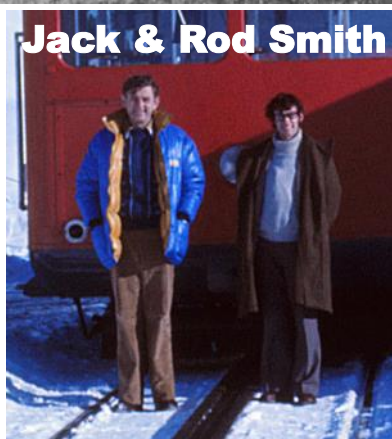
2008



2011



2013



Jack & Rod Smith



2014

