



The Times

January 2020

A journal of transport timetable history and analysis

RAILWAYS RAILWAYS

and ROAD MOTOR SERVICES *and* ROAD MOTOR SERVICES

TIME-TABLES

SOUTH ISLAND


On and after May 22, 1950

PRICE :
ONE
SHILLING

TIME-TABLES

SOUTH ISLAND

On and after May 22, 1950



**Inside: New Zealand Rail timetables
Busselton or Bust**

RRP \$4.95
Incl. GST

The Times

A journal of the Australian Timetable Association Inc. (A0043673H)

Print Publication No: 349069/00070, ISSN 0813-6327

January 2020

Vol 37 No. 01 Issue No. 432

The Times welcomes all contributions. Our Authors' Guide is available on our web-site at <https://www.timetable.org.au/>
Reproduction Provided a Creative Commons acknowledgement is made, material appearing in The Times may be reproduced anywhere.

Disclaimer Opinions expressed in our magazines are not necessarily those of the Association or its members.

Editor Geoff Lambert 179 Sydney Rd FAIRLIGHT 2094 NSW email: thetimes@timetable.org.au

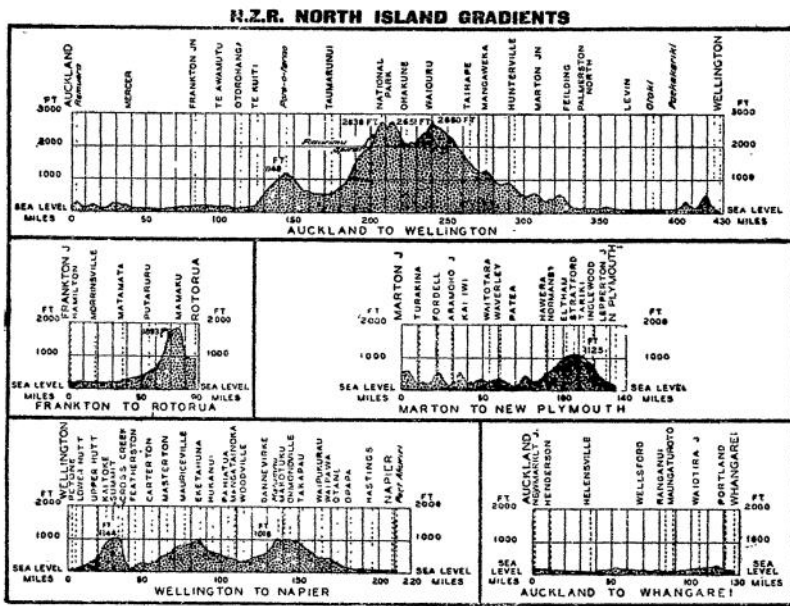
The Times is posted in full colour to our website <https://www.timetable.org.au/times.html>, two months after publication in paper and to the National Library [website](https://www.nla.gov.au) 6 months after publication.

Colour PDF versions of previous issues of our magazines are at <https://www.timetable.org.au/>

—Contents—

VICTOR ISAACS	<u>NEW ZEALAND RAIL PTTs</u>	3
JAMES T WELLS	<u>BUSSELTON OR BUST</u>	13





102

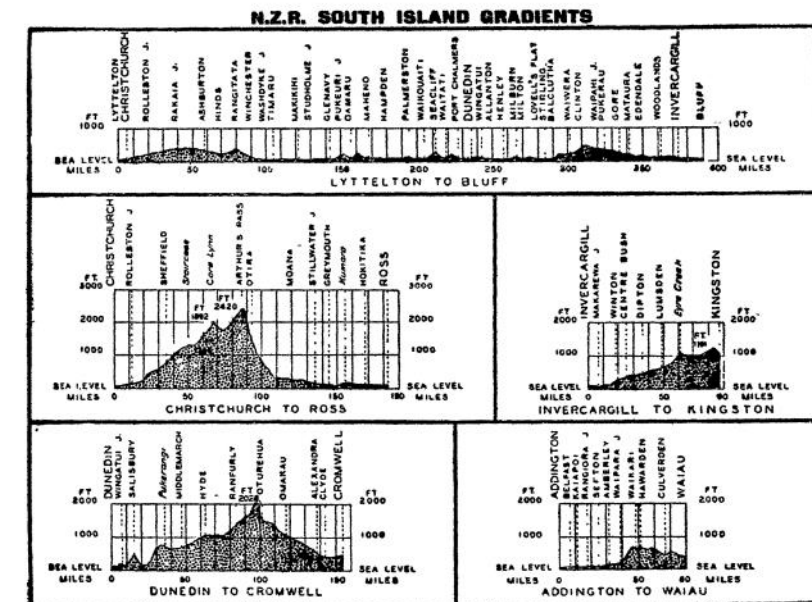
number 48, suggesting they had been published for some time before this.

The next NZR PTT I have seen is No. 361 of 16 November 1930. It is the same page size and comprises 268 pages, price sixpence. There is a very attractive coloured fold-out map with each island on one side. The front cover has a steam locomotive superimposed over a clock and outline of NZ. The title is New Zealand Government Railways Time Table and List of Guest Houses. Indeed, advertisements for accommodation throughout the country occupy 24 pages. As usual, timetables go from north to south, suburban and country. Scattered among the railway timetables are NZR's buses (sorry "road motors"). There is a lengthy list of road, steamer and launch services that connected, including NZR's Lake Wakatipu steamer. A very nice touch is the inclusion of gradient profiles of mainlines (sorry "main trunks") and a detailed map of the Raurimu Spiral.

NZR PTT No. 377 of 1 December 1935 is similar, except there are more NZR road motors.

No. 389 of 4 May 1941 is also broadly similar. The front cover is now of thundering J and K express steam locomotives and a railcar. There are fewer branch line overland services. The road services have significantly expanded. They are now moved to their own section, following the rail timetables.

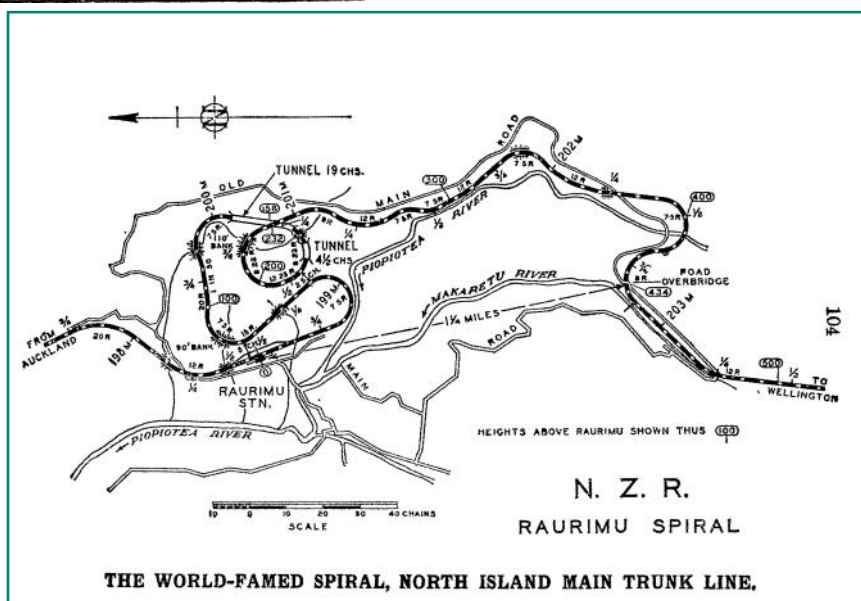
It is a good thing that this 1941 edition was well produced, because it was the



103

publication. As usual with NZ timetables, it goes from north to south. At this time, railways in the North Island were just a series of short, disconnected lines running inland, whereas the South Island had a coherent network. As well as railway timetables, there was also some general information about NZ.

The first NZR PTT I have seen is from April 1894 interestingly entitled "Time Table for the New Zealand Government Railways and the Wellington-Manawatu and NZ Midland Railway Companies' Private Lines". This was book style, 4 x 5 "inches, price one penny. The NZR loved to number its PTTs. This is



104

SOUTH ISLAND] 142
OTAGO CENTRAL BRANCH, WITH CROMWELL-QUEENSTOWN MOTOR CONNECTIONS—(Week-days).

Height ab. Sea.	Miles.	TIME-TABLE.							Miles.	TIME-TABLE.				
		DOWN			UP.					UP.				
Ft.		M. Fri. am	W. Sat. am	Tu. Th. Fri. am	M. Fri. am	W. Sat. am	Tu. Th. Fri. am		M. Fri. am	W. Sat. am	Tu. Th. Fri. am			
5	..	Dunedin [†] to dep						Queenstown dep (via Arrowtown)						
110	9	Wingatui Jn. arr						(Motor) Cromwell						
456	15	Wingatui Jn. dep	8 19	8 27	11 22	12 22	12 22							
325	17	Taioana ..						44						
178	19	Pacera ..												
196	22	Mount Allan ..												
210	..	Little Mt. Allan ..												
233	25	Hindon [†] ..	9 25	9 35	1 45	1 45	1 45							
319	28	Deep Stream ..												
626	31	Flat Stream ..												
815	35	The Reefs ..												
820	37	Pukerangi ..	10 11	10 24	3 0	3 0	3 0							
689	41	Mataroa ..												
622	44	Sutton ..												
690	48	Middlemarch ..	10 44	10 58	4 8	4 19	5 0							
733	52	Ngapuna ..												
827	56	Rock and Pillar ..												
1085	64	Hyde ..	11 28	11 48	5 35	5 46	5 46							
1103	68	Hyde Township ..												
1059	69	Tiroiti ..												
1115	74	Kokonga ..	11 58	12 21	6 27	6 38	6 38							
1176	81	Waipiata ..	12 12	12 40										
1388	86	Ranfurly [†] arr	12 26	12 55	7 20	7 31	7 31							
..	..	Ranfurly [†] dep	12 51	1 25										
1770	94	Wedderburn ..												
1646	101	Oturehua ..	1 35	2 19										
1435	106	Ida Valley ..												
1470	109	Auripo ..												
1093	115	Lauder ..												
1004	120	Omaka [†] ..	2 30	3 24										
734	127	Chatto Creek ..												
527	133	Galloway ..												
493	137	Alexandra ..	3 18	4 24										
558	143	Clyde ..	3 33	4 45										
595	148	Doig's ..												
618	152	Waenga ..												
633	155	Cromwell arr	4 15	5 40										
..	..	(Motor) Cromwell dep	4 29	5 45										
1023	44	Queenstown arr (via Arrowtown)	6 0	7 45										

* Stops only when required to pick up or set down passengers. † Refreshments obtainable. ‡ Stops for lunch. Passengers for Queenstown, Pembroke, Arrowtown, Hawea via Cromwell, may obtain through tickets at any officered station. For motor services, see pages 183, 184.


143 [SOUTH ISLAND]
OUTRAM BRANCH—(Week-days).
CHANGE AT MOSGIEL. (SECOND CLASS ONLY.)

Height ab. Sea.	Miles.	TIME-TABLE.				Miles.	TIME-TABLE.		
		DOWN		UP.			UP.		
Ft.		Sat. pm	Not Sat. pm	Sat. am	Not Sat. am	Not Fri. am	Fri. am	Fri. am	
5	..	Dunedin [†] to dep	12 16	4 21					
56	10	Mosgiel Junc. arr	12 44	4 53					
56	..	Mosgiel Junc. dep	12 48	5 0					
54	11	Mosgiel Town ..							
54	12	Duke's Road ..							
96	13	North Taieri ..							
32	14	Wyllie's Crossin ..							
15	15	Gladfield ..							
12	17	Riverdale ..							
35	18	Shands ..							
42	19	Outram arr	1 30	5 45					

* Stops only when required to pick up or set down passengers. † Refreshment-room station.

The New Zealand Railways invites and welcomes Suggestions from Public or Staff.

Any suggestion from the public or the staff is welcomed by the New Zealand Government Railways. A Special Committee for dealing with any suggestions or inventions submitted meets at regular intervals. Its business is to give expert consideration to all matters that may in any way help towards improving the efficiency of railway working. All communications are regarded as confidential by the Committee. Any suggestions or inventions in connection with a mechanical appliance should be accompanied by a sketch. Accepted suggestions or inventions are rewarded in proportion to their estimated value to the Department. Please communicate with the Secretary, Suggestions and Inventions Committee, Head Office, Railways, Wellington.



NEW ZEALAND GOVERNMENT RAILWAYS TIME-TABLE & LIST OF GUEST HOUSES

ON AND AFTER 4th MAY, 1941.

No. 389.

last for nine years – there were no public timetables during or after the War.

NZR PTTs resumed publication from 22 May 1950 - designated "New Series: No. 1". They were now quite different. There were now separate books for the two islands. Each book cost one shilling. The page size was large, 8 x 9 inches. The colourful front cover was a painting of K957 steam locomotive hauling an express overtaking a NZR road motor. Rail timetables occupied the first half of each book, then road services. Each book had a map of their respective island.

Separate books were maintained at least until New Series No. 6 of 3 June 1962 for the South Island and New Series No. 7 of 1 July 1962 for the North Island. The colour front cover illustration is now of a railcar with the NZR road motor waiting at a level crossing.

Sometime between 1962 and New Series No. 12 of 28 November 1966 combined books for the whole country were re-introduced. The style is the same, however. Now, on the front cover picture, the NZR railcar and

HOKITIKA—WESTLAND HOSPITAL: LOCAL ROAD SERVICES

Table 115: Timetable for Hokitika and Hospital services. Columns include days of the week (Sun., Mon., Wed., Thur., Sat., Fri.) and departure/arrival times for both directions.

GREYMOUTH—BLAKETOWN: LOCAL ROAD SERVICES

Table 116: Timetable for Greymouth and Blaketown services. Includes Mon. to Fri. and Saturday/Sunday schedules with departure and arrival times.

GREYMOUTH—TAYLORVILLE—STILLWATER: LOCAL ROAD SERVICES

Table 117: Timetable for Greymouth, Taylorville, and Stillwater services. Includes text explaining frequent services and time-tables.

GREYMOUTH—BLACKBALL—ROA: ROAD SERVICES

Table 121: Detailed timetable for Greymouth, Blackball, and Roa services. Columns show fares from Greymouth and arrival times for various destinations.

ROA—BLACKBALL—GREYMOUTH: ROAD SERVICES

Table 122: Detailed timetable for Roa, Blackball, and Greymouth services. Columns show fares from Roa and arrival times for various destinations.

* Stops, if required for passenger traffic. For connections to and from Hokitika see tables 105 and 106.
A Connects at Stillwater with 9.50 a.m. Christchurch—Greymouth Express train on Tuesday and Thursday.
B Connects at Stillwater with 10.18 a.m. Greymouth—Christchurch Express train on Tuesday, Thursday, and Saturday.
On Thursday, this service is delayed to connect with the 9.45 a.m. service from Blackball.

Departure Points—Greymouth: N.Z.R. Road Services Depot, Tainui Street (phone 514). Blackball: Kinsella's Store. Roa: Coal-bins.

IKAMATUA—WAIUTA ROAD SERVICES

Table 123: Timetable for Ikamatua and Waiuta services. Shows departure and arrival times.

WAIUTA—IKAMATUA ROAD SERVICES

Table 124: Timetable for Waiuta and Ikamatua services. Shows departure and arrival times.

- 1. Connects at Ikamatua with—
7.35 a.m. Reefton—Greymouth train
7.20 a.m. Westport—Greymouth rail car. (Connection at Stillwater for Christchurch, Tue., Thur., Sat.)
7.35 a.m. Greymouth—Westport rail car (connection at Stillwater from Christchurch)
2. Connects at Ikamatua with—
2.55 p.m. Westport—Greymouth rail car (connection at Stillwater from Christchurch).
3.25 p.m. Greymouth—Westport rail car (connection at Stillwater from Christchurch, Tue., Thur., Sat.).
3.35 p.m. Greymouth—Reefton train.

Rangitikei Railfans Group produced timetables of NZ's long-distance passenger trains. These included

working times, train compositions, distances, heights and other information for informed railfans to use on their travels.

Comment on this article -- Letter to the Editor, Facebook

Return to Contents Page

AUCKLAND—WHANGAREI—OPUA

(Second class accommodation only)

(For full service from Auckland to Waitakere see separate suburban timetable)

Height above sea level	Distance from Auckland	Table 1	77	78	83	87	Table 2	14	1048	1050	102
			Mon. to Sat.	Mon. to Sat.	Mon. to Sat.	Mon. to Sat.		Mon. to Fri.	Mon. to Fri.	Sat.	Mon. to Fri.
Feet	Miles										
		AUCKLAND dep					OPUA dep		a.m.	a.m.	
9	..	Newmarket					Taumarere		9.30	11.0	
174	2	Mt. Eden					Kawakawa		*10.2	*	
227	3	Avondale					Moerewa				
138	7	Henderson					OTIRIA arr		10.30	11.45	
50	13	Waitakere dep		10.57	12.25	
186	19	Taupaki					Pokapu				
139	21	Kumeu					Opahi				
78	25	Huapai					Motatau				
75	25	Waimauku					Taikirau				
45	28	Rewiti					Maromaku		*11.56	*1.3	
32	31	Wharepapa					Hukerenui				
43	34	Helensville South					Whakapara				
24	37	HELENSVILLE arr					Waro				
11	38 dep					Hikurangi				
17	43	Kaukapakapa					Kauri				
74	45	Kanohi					Kamo				
121	52	Tahekeroa					WHANGAREI arr		Mixed Train	Mixed Train	
159	56	Ahuroa dep		1.43 p.m.	2.25 p.m.	
144	59	Woodcocks					Portland				
79	62	Kaipara Flats					Oakleigh				
56	64	Hoteo					Mangapai				
77	68	Wayby					Tauraroa				
216	71	WELLSFORD arr					WAIOTIRA arr				
	 dep				 dep				
37	75	Te Hana					Waikiekie				
30	79	Topuni					Taipuha				
83	83	Kaiwaka					Maneretu				
148	89	Bickerstaffe					Paparoa				
131	90	MAUNGATUROTO arr					MAUNGATUROTO arr				
	 dep				 dep				
132	94	Paparoa					Bickerstaffe		36		
142	98	Maneretu					Kaiwaka		Wed.		
119	101	Taipuha					Topuni				
170	105	Waikiekie					Te Hana		a.m.		
109	108	WAIOTIRA arr					Wellsford		9.0		
	 dep					Wayby				
142	114	Tauraroa					Motao				
223	118	Mangapai					Kaipara Flats				
15	121	Oakleigh					Woodcocks				
64	123	Portland					Ahuroa				
13	130	WHANGAREI arr					Tahekeroa				
	 dep					Kanohi				
327	135	Kamo					Kaukapakapa				
442	138	Kauri					HELENSVILLE arr		a.m.	11.0	
334	141	Hikurangi dep		6.45	a.m.	
351	142	Waro					Helensville South				
306	146	Whakapara					Wharepapa				
317	150	Hukerenui					Rewiti				
217	158	Maromaku					Waimauku				
194	160	Taikirau					Huapai				
169	162	Motatau					Kumeu				
159	165	Opahi					Taupaki				
136	169	Pokapu					Taumarere		*7.23		
96	172	OTIRIA arr					Henderson		*7.38		
	 dep					Avondale		*8.2		
61	174	Moerewa					Mt. Eden		*8.18		
25	176	Kawakawa					Newmarket		8.29		
16	178	Taumarere					AUCKLAND arr		8.34		
11	183	OPUA arr							a.m.		



PALMERSTON NORTH—WOODVILLE—MASTERTON—WELLINGTON

(The Wairarapa Line)

(Second class fares only)

(For full service from Upper Hutt to Wellington see separate suburban timetable)

		Table 19										Sunday Railcar Services			
Height above sea level	Milage from Palmerston Nth		801	918-803	632	807	811	634	954-809	817	636	940-869	885	980	946-881
			Mon. to Fri. Pass.	Mon. to Sat. Railcar	Mon. to Sat. Railcar	Mon. to Sat. Railcar	Mon. to Fri. Railcar	Mon. to Sat. Railcar	Fri. Railcar	Fri. Sat. Railcar	Fri. Railcar	a.m.		p.m.	p.m.
Feet	Miles			a.m.	a.m.			p.m.	p.m.		p.m.	a.m.		p.m.	p.m.
100	..	PALMERSTON N. .. dep	-	7.16	10.10	-	-	5.25	5.50	-	7.55	7.24	-	4.27	5.0
184	5	Whakarongo	-	-	-	-	-
235	9	Ashhurst	-	7.32	10.26	-	-	5.41	6.6	-	8.18	7.40	-	*4.39	5.16
261	18	WOODVILLE arr	-	7.52	10.46	-	-	6.3	6.28	-	8.38	8.0	-	5.2	5.36

For connecting services from Gisborne and Napier, see Table 16.

261	18	WOODVILLE dep	-	7.53		To Gisborne, see Table 17.	a.m. 11.0			6.30		To Napier, see Table 17.	8.1		To Gisborne, see Table 17.	5.45
319	24	Mangatania	-	*			*			*			*			*
380	28	Pahiatua	-	8.9			11.16			6.46			*8.14			*5.59
468	32	Konini	-
510	34	Mangamairi	-
639	38	Hukarui	-	*8.21		To Napier, see Table 17.	*11.28			*6.58		To Napier, see Table 17.	*8.26		To Gisborne, see Table 17.	*6.12
667	43	Newman	-
758	45	Eketahuna	-	8.37			11.44			7.14			*8.45			*6.27
699	55	Mauriceville	-	*8.52			*11.59			*7.35			*9.0			*6.42
619	59	Kopuaranga	-
494	63	Opaki	-
376	67	MASTERTON arr	a.m. 6.52	R9.14			R12.22	p.m. 5.50		7.57	p.m. 8.0		9.23	p.m. 5.55		7.9
..	68	Renall Street	c	9.21			12.30						c			7.14
405	69	Solway	c
404	71	Waingawa
302	74	Clareville
254	76	Carterton	*7.6	9.37		12.46	*6.2		..		9.39	6.11			7.30
197	78	Dalefield
229	80	Matarawa
299	83	Woodside	*9.46			*12.55			*8.25		*9.48	*6.20			*7.39
242	86	Fernside
159	88	Featherston	*7.24	10.0		1.9	6.29		8.38		10.1	6.34			7.52
449	111	Maymorn
209	113	UPPER HUTT	*7.48	b10.25			b1.32	b6.55		b9.1		b10.24	b7.0			b8.15
171	115	Trentham	b			b	b		b		b	b			b
70	120	Taita	*8.0	b10.38		b1.46	b7.8		b9.15		b10.38	b7.12			b8.27
41	122	Naenae			b	b		b		b	b			b
20	123	Waterloo			b	b		b		b	b			b
12	124	Woburn			b	b		b		b	b			b
13	125	Petone	*8.11	b10.51		b1.59	b7.22		b9.31		b10.54	b7.26			b8.41
8	133	WELLINGTON arr	a.m. 8.26	11.3			2.11	7.34		9.43		11.6	7.38			8.52

Explanation of reference marks and letters—

- * Stops, if required, to pick up or set down passengers.
- b Stops, if required, only to set down passengers.
- c Stops, if required, only to pick up passengers.
- R Time is allowed for purchase of refreshments at this station.

Connecting services:

- No. 918-803 connects at Palmerston North with "Night Limited" express from Auckland.
- No. 807 connects at Woodville with railcar from Napier and with railcar from Palmerston North.
- No. 954-809 on Friday runs through to Wellington as No. 817.
- No. 946-881 connects at Woodville with railcar from Gisborne.

SPECIAL TRAINS FOR PICNIC

New Zealand Railways will be pleased to quote you for special picnic excursions. Charges vary according to circumstances, but very low prices per person can be quoted for parties of several hundred people travelling from centres where rolling stock and staff are readily available.


Give the Kiddies a Treat!
Arrange Your School or Staff Picnic by
Train This Year

Consult any Stationmaster or Traffic Manager about the possibilities.



NEW ZEALAND'S LONG-DISTANCE RAIL PASSENGER SERVICES

1986 TIMETABLE EDITION



Provincial Relief Express

'Dc'4801 accelerates across the Ngauranga Gorge motorway over-bridge with a special provincial relief express train, Train No. S-42, the 3.45pm Wellington-Napier Express on 27 December 1985. (S-42 is scheduled to arrive Napier at 9.40pm.)

*S-42 is scheduled to run again on Christmas Eve, 24 December 1986.

Photograph — Cran Julian (Wellington)

PUBLISHED BY —

Rangitikei Railfans Group



NZR's LONG-DISTANCE PASSENGER ROLLING STOCK FLEET CONSISTS

The "*Northerner*" Express rolling stock is - (overnight Wellington-Auckland run)

Passenger Cars: A1007, A1015, A1023, A1031, A1058, A1066, A1274, A1082, A1090, A1106, A1205 + A1213.

Sleeping Cars: A1304, A1312, A1320 + A1339. / Buffet Cars: AD1403, AD1426 + AD1432.

Guards Vans: F1271, F1338 + F1362. / Steam-heat Vans: Fs46, Fs52, Fs69 + Fs75.

Postal Vans: Fp15, Fp21 + Fp38 (all three 'postal vans' are 'Z' class freight wagons painted yellow). * various 'Z' and 'Za' class freight wagons are attached to the rear of the "*Northerner*" Expresses for 'Roadsider(s)' purposes.

The "*Northerner*" is usually 'Dx' hauled.

The "*Silver Fern*" Railcar rolling stock is - (daylight Wellington-Auckland run)

'Rm'1 = Rm18, 'Rm'2 = Rm24, + 'Rm'3 = Rm30.

The "*Gisborne Express*" rolling stock is - (Wellington-Napier-Gisborne run)

Passenger Cars: A3030, A3220, A3239 + A3397.

Car-vans: AL2015 + AL2050.

Guards Vans: Fm255, Fm1012 + Fm1110 (awaiting "w/o" F1303 + F1445).

During holiday periods, several red passenger cars ex Wairarapa services are used to supplement "*Gisborne Express*" rolling stock with a 10% fare reduction for those booked into these carriages only.

The "*Gisborne Express*" is usually 'Dbr' hauled, except during holiday periods when 'Dc's are used when train size warrants. ('Za' class freight wagons are also attached to "*Gisborne Express*" when required to convey Gisborne produce to Wellington produce markets.

The "*Southerner*" Express rolling stock is - (Christchurch-Dunedin-Invercargill run)

Passenger Cars: A3006, A3014, A3022, A3111, A3204, A3212, A3303, A3338, A3346, A3354, A3362, A3370, A3389

Buffet Cars: AB3505, AB3511, AB3528 + AB3534#. // + A3402.

Guards Vans: F2367, F2383 + F2391.

and blue-colour "*fastrak*" freight-parcels wagons: Z715, Z849 + Z1059.

= Buffet-car AB3505 is subject to a union ban at the Addington Railway Workshops over a new "self-service" buffet-car design!

The "*Southerner*" Express is usually 'Dj' hauled except on occasions in holiday periods when 'Df's are also utilised.

The "*Picton Express*" and "*Trans-Alpine Express*" rolling stock is - (Ch'ch-Picton/Greymouth run)

Passenger Cars: A2100, A2119, A2127, A2135, A2143, A2151, A2178, A2186 + A2194.

Car-vans: AL2009, AL2038 + AL2044.

And red-colour "*fastrak*" freight-parcels wagons: Z201, Z731, Z758, Z1067, Z1083 + Z1158.

The "*Picton Express*" is usually 'Df' hauled: The "*Trans-Alpine Express*" is usually 'Dj' hauled. Latest proposal for the "*Trans-Alpine (Greymouth) Express*", is for a passenger car to be refurbished (and overhauled) into an *Observation Car* for inclusion on this train.

Passenger rolling stock allocated to Wairarapa passenger train services are -

Passenger Cars: A2001, A2028, A2036, A2044, A2052, A2079, A2087, A2095, A2218, A2226, A2234, A2242, A2250, A2269, + A2271.

Car-vans: AL2021, AL2067, AL2073 + AL2096.

Train No's. 808/801: 1 x AL + 5 x A.

Train No's. 818/805: 2 x AL + 4 x A.

Train No's. 803/806: 1 x AL + 1 x A (806: 2 x A Fr!) plus Z freight wagon + "*waitrak*" latter

Train No's. 876/877: 1 x AL + 2 x A. // ex Masterton.

Train No's. 811/814 + 807/820: 1 x AL + 1 x A (sometimes 2 x AL + 4 x A) - (820 plus "*waitrak*").

All services usually 'Dbr' hauled except 876/877 'Dc' hauled.

Freight wagons on long-distance passenger train services are -

The following bogie freight wagons only may be conveyed on passenger trains authorised to run at 90 km/h: Fp15, Fp21, Fp38, Z201, Z715, Z731, Z758, Z806, Z814, Z849, Z1032, Z1040, Z1059, Z1067, Z1075, Z1083, Z1091, Z1107, Z1123, Z1131, Z1158, Za3826, Za3832, Za3849, Za3855, Za4163, Za4192, Za4203, Za5323, Za5346, Za5352, Za5375, Za5381, Za5398, Za5409, Za5415, Za5421, Za5438, Za5444, + Za5450.

Also attached to passenger trains on the odd occasion is the NZR Mechanical Branch "*Research Test Car*" Ea1559 (formerly known as "*Dynamometer Car*"). Ea1559 ex Ea3950 was originally the

Busselton or Bust

JAMES T WELLS

YOUR AUTHOR WAS SOMEWHAT gobsmacked to read in November's Table Talk that Jetstar are to introduce flights from Melbourne to Busselton.

He was even more gobsmacked to learn what flights currently operate to/from Busselton.

Jetstar's timetable – 3 days a week - will be Melbourne 0800, Busselton 1005-1040, Melbourne 1610.

Where is Busselton you ask? It's a town on the coast of WA about 200km south of Perth, and is famous for its jetty which, according to [Wiki](#) "is the longest timber-piled jetty in the southern hemisphere at 1841 metres long... The Busselton Jetty is home to one of only five underwater observatories in the world!"

The key reason for Jetstar's interest is that Busselton is the northern gateway

to the Caves District, which runs down the coast to Cape Leeuwin. It is well known for the limestone caves, the Margaret River wine area and surf beaches. So there should be considerable tourist demand.

Indeed the airport has been known as Busselton Margaret River Airport since 2015.

It appears not too much will need to be done to the airport to accommodate Jetstar's A320-200 aircraft operating long haul to/from Melbourne. The runway length is 2,460m and apparently can accommodate A330's which Jetstar might use. Much work was done at the airport in 2017. More [here](#).

The accompanying table shows details of movements through the airport as at Nov 19. Flights are operated by Virgin Australia Regional, almost certainly using long in the tooth Fokker F100

twin jets. They all originate or terminate at Perth but what stands out is that there are departures to a place called West Angelas but no arrivals.

Before we answer that one, let's inquire into Boolgeeda and Barimunya, as well. All three are in the Pilbara iron ore mining district about 1,200 km from Busselton. So almost certainly these flights are for fly-in/fly-out mine workers. There must be enough of them living in the Caves District to justify diverting the flights from Perth via Busselton.

The answer to our query about West Angelas is that flights to / from this airport also serve Barimunya. The flight time between the two airports, according to Flight Aware is a remarkably low 11 minutes. The distance is 69 km so it must be the take off to touch down time, not the block (door shut to door open) time.



BUSSELTON - Flight Schedule

Day	From	F No	Arr	Dep	To	F No
Monday	No Services					
Tuesday	Perth	VA9223	0610	0650	Boolgeeda	VA9223
Tuesday	Perth	VA9251	0715	0750	West Angelas	VA9254
Tuesday	Boolgeeda	VA9224	1140	1200	Perth	VA9224
Tuesday	Barimunya	VA9254	1330	1400	Perth	VA9222
Tuesday	Boolgeeda	VA9218	1850	1920	Perth	VA9218
Wednesday	Perth	VA9223	0610	0650	Boolgeeda	VA9223
Wednesday	Boolgeeda	VA9224	1140	1205	Perth	VA9224
Wednesday	Boolgeeda	VA9228	1830	1900	Perth	VA9228
Thursday	Perth	VA9251	0655	0740	West Angelas	VA9254
Thursday	Barimunya	VA9254	1320	1400	Perth	VA9222
Friday	No Services					
Saturday	No Services					
Sunday	No Services					

One cannot book on these flights as they are chartered by the mining companies.

The flight numbering is a little confusing. For example, on Tuesdays VA9223 operates Perth to Boolgeeda via Busselton and returns the same way as VA9224.

Also on Tuesdays VA9251 operates Perth to Busselton where it forms VA9254 to West Angelas and Barimunya and back to Busselton. The onward flight to Perth has a different number – VA9222.




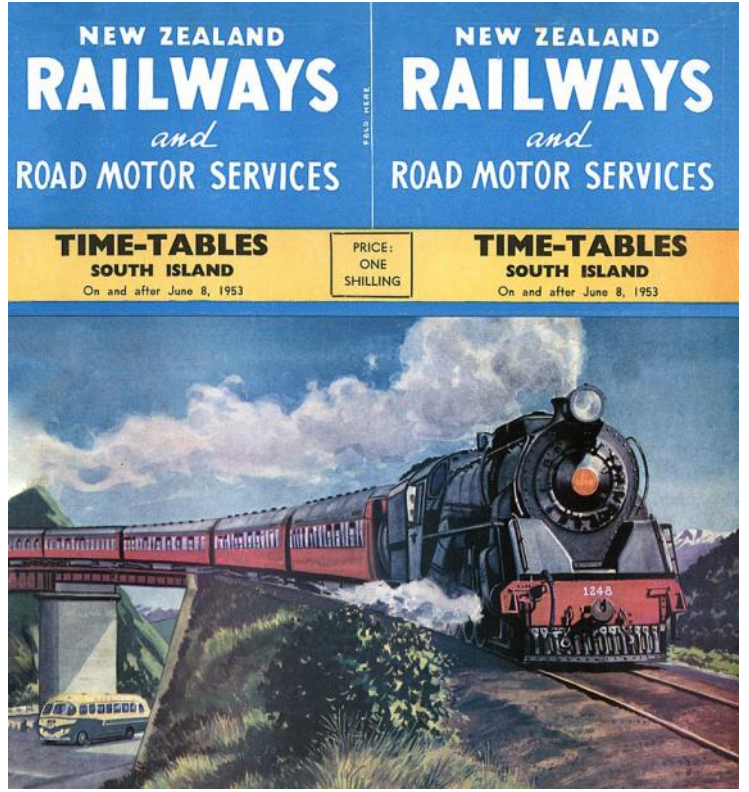

If you do have to get to the Pilbara, Virgin has flights to Newman from

Perth, as does Qantas. Newman is about 115 km air miles from West Angelas.

Comment on this article – – [Letter to the Editor](#), [Facebook](#)

Return to [Contents Page](#)






NEW ZEALAND

RAILWAYS TIMETABLES

Except Suburban Services at Auckland, Wellington,
Christchurch and Dunedin.



PRINCIPAL RAIL, ROAD & FERRY SERVICES

OPERATES FROM 1 AUGUST 1969

20
cents